









Virginia 4-H Facts and Figures 2015-2016

Prepared By: Tonya T. Price, Ph.D.
Assistant Professor and Extension Specialist, 4-H
October 2016

Data collected from the 2015-2016 Virginia 4-H ES-237 Report



	Virginia	United States
 4-H Enrollment	240,812	5,959,550
 Where 4-H Participants Live		
Farms	3%	11%
Towns/Rural with less than 10,000 population	31%	36%
Towns/Cities with 10,000-50,000 population	23%	22%
Suburbs & Cities over 50,000 population	42%	30%
 Male-Female Ratios		
Females	50.3%	52%
Males	49.6%	48%
 Age of Participants (Does not add up to 100% due to Not in School and Special members)		
Ages 5 to 8	43%	39%
Pre-teen (9-11)	36%	37%
Early teens (12 & 13)	11%	10%
Middle to upper teens (14-19)	10%	11%
 Youth from Minority Racial-Ethnic Groups	36%	38%
 4-H Volunteer Leaders – Adults & Teens	15,519	563,640
 4-H Alumni	1 out of 6 persons	60 million
 Through its six 4-H Educational Centers, Virginia 4-H has one of the largest camping programs in the nation. In 2016, 11,353 youth participated in 4-H overnight camping.		

Data collected from the 2015-2016 Virginia 4-H ES-237 Report and the National 2012 ES-237 Report published by National 4-H Headquarters – NIFA

