

**SOUTHEAST DISTRICT
(Region 1)
STATE 4-H
QUALIFYING HORSE SHOW**



**AIRFIELD 4-H CENTER
WAKEFIELD, VIRGINIA**

**SATURDAY – April 21, 2018
HUNTER RING 9:00 AM
ENGLISH/WESTERN RING 10:00 AM
RAIN OR SHINE
ENTRIES MUST BE RECEIVED BY
March 31, 2018**

HORSE SHOW OFFICIALS

SHOW MANAGER -----	BROOKE MCCALL, 757-773-4270 Seabreezeponies@yahoo.com
SHOW SECRETARY -----	SUSAN LAMPERT, CHESAPEAKE 4H HORSE AND PONY CLUB 757-620- 0668
WESTERN RING:	
JUDGE -----	JODY TOMS
MANAGER -----	TBA
HUNTER RING:	
JUDGE -----	STACEY BELCHER
MANAGER -----	AIMEE SHIRLEY, MANE EVENT
EXTENSION REPRESENTATIVES-----	JOCELYN PEARSON, EXTENSION AGENT
STEWARD -----	
VETERINARIAN ON CALL -----	CABIN POINT EQUINE DOMINION EQUINE 804-834-8341 757-925-1234
STALL/LODGING MANAGER -----	BROOKE MCCALL

Please read all of our new changes and reminders, all implemented last year

-This show is now an open youth show; open to all riders 18yrs old and under, you do not need to be a 4H member to show. 4H members attending to qualify for State will still need to complete all of the necessary requirements to show.

-Showmanship is only open to 4H members and is mandatory. Each rider/horse combination must also complete at least one riding class to qualify

-Riders may share horses but only one will qualify for the State Horse Show

-Entry fee is similar to a local open show, you pay per class or division

-Riders may enter as many divisions as they are eligible to compete in (ex: over fences and pleasure. Western pleasure and gymkhana, and so on) cross entering between rings on the same horse is not permitted

-Please remember all horses must be off the grounds within 1 hour of the conclusion of the show, no exceptions

-Bringing a dog on the grounds is basis for disqualification from the show

-Discourtesy to a judge, official or other show volunteer will not be tolerated and will result in disqualification of an exhibitor.

Please remember this is a volunteer run show, be flexible and respectful to everyone and consider the Character Counts traits promoted by 4H: Caring, Respect, Responsibility, Trusting, Fairness, Citizenship

- Late stalls \$25, entries received after the deadline \$10 late fee
- There will be a high point cooler for the hunter and western ring, this will be awarded to the high point horse/rider combination for each ring.
- Please contact Brooke if you would like to reserve a camper hookup, sleeping in trailers is not permitted without paying for and parking in a designated camper hook up spot

Southeast District – Region 1 and 2 – Shows & Clinics

SOUTHEAST DISTRICT REGION 1 STATE QUALIFYING SHOW – April 21, 2018 Wakefield
For Information call – Brooke McCall – 757-773-4270 seabreezeponies@yahoo.com

Scholarships Opportunity

SED 1 offers scholarships for 4-Hers' of this district for participation in 4-H activities to be used to 4-H Congress, Nationals. Applications are due in May 1, 2017. .

You will need a reference letter from your leader or Extension Agent.



4-H Horse and Pony Project Objectives

The purpose of this project is to help 4-H club members to:

Develop leadership, initiative, self-reliance, sportsmanship and other desirable character traits.

Experience the pride and responsibility of owning a horse or pony and receive training in its care, feeding, management and related costs.

Appreciate horseback riding as a healthy and wholesome form of recreation.

Develop skill in horsemanship and patience and understanding in handling horses and ponies.

Gain knowledge of safety precautions to prevent injuries to themselves, others and their mounts.

Develop greater love for animals and a humane attitude toward them.

Prepare for citizenship responsibility by working together in groups and supporting community horse projects and activities.

THE 4-H HORSE PLEDGE

I pledge:

“My head to clearer thinking.”

Working with animals provides mental relaxation from school studies and stimulates quick thinking and alertness.

“My heart to greater loyalty.”

The close bond that develops between a horse and rider and among young people working together toward a common goal brings about a deepening sense of loyalty and consideration for others.

“My hands to larger service.”

Skillful hands are a must for a rider. It is the touch of the hands on the reins that telegraphs the rider's wishes to his or her mount.

“My health to better living.”

Outdoor activities affect every nerve and muscle in the body in a healthful way.

“For my club, my community, my country and my world.”

The varied activities in 4-H club work provide many opportunities for young people to prepare themselves for active participation in the life of their community.

SOUTHEAST DISTRICT
STATE 4-H
QUALIFYING HORSE SHOW

FEEES

ENTRY FEE PER DIVISION----- \$ 35.00
INDIVIDUAL CLASS----- \$ 12.00

LODGING

(2 people in same room)----- \$ 85.00
(3 people in same room)----- \$ 90.00
(4 people in same room)----- \$ 100.00
(5 people in same room)----- \$ 110.00

STALL (If reserved with entries)----- \$ 20.00
STALL (If reserved after entry deadline)----- \$ 25.00
(PARENTS WILL BE BILLED \$25.00 IF STALL IS NOT STRIPPED)

BREAKFAST AVAILABLE FOR PURCHASE FROM THE FRONT DESK IN GREY BUILDING

KEY DEPOSIT (REQUIRED TO RESERVE LODGING)----- \$ 20.00
**(REFUNDED IF KEY IS RETURNED TO SUSSEX BUILDING BY 10:30
AM THE DAY OF THE SHOW--NO EXCEPTIONS)**

ALL FEES SHOULD BE PAYABLE TO THE
SOUTHEAST DISTRICT 4-H HORSE LEADER'S
ASSOCIATION AND
MAILED TO:

Brooke McCall
5417 Albright Drive
Virginia Beach, VA 23464

***** ALL ENTRIES MUST BE RECEIVED BY MARCH 31, 2018**

HUNTER RING

THERE WILL BE NO SCHOOLING AT ALL IN THE HUNTER RING FRIDAY NIGHT

(There will be a 2-minute ring call) **STARTS AT 9:00 A.M.**

CLASSES:

1. 4Hers ONLY- Hunter Showmanship in
Hand 1a. Juniors
1b. Seniors
1s. Over Fences Schooling Class (see page 25)
***Schooling before over fences classes start ***
2. Hunter Pony Over Fences - Short Course Jr/Sr Riders
3. Hunter Pony Over Fences - Long Course Jr/Sr Riders
4. Hunter Pony Under Saddle Jr/Sr Riders
5. Hunter Horse Over Fences - Short Course Jr/Sr
6. Hunter Horse Over Fences - Long Course Jr/Sr
7. Hunter Horse Under Saddle Jr/Sr Riders
8. Short Stirrup/Novice Hunter- 2ft
9. Short Stirrup/Novice Hunter- 2ft
10. Short Stirrup/Novice Under Saddle
11. Hunter Equitation Over Fences - Sr Riders
12. Hunter Equitation Over Fences - Jr Riders
13. Hunter Equitation on the Flat - Jr Riders
14. Hunter Equitation on the Flat - Sr Riders
15. Hunter Pleasure Pony Jr Riders - 1st go
16. Hunter Pleasure Pony Jr Riders - Go as you please
17. Hunter Pleasure Pony Jr Riders- 2nd go
18. Hunter Pleasure Pony Sr Riders- 1st go
19. Hunter Pleasure Pony Sr Riders- Go as you please
20. Hunter Pleasure Pony Sr Riders- 2nd go
21. Hunter Pleasure Horse Jr Riders - 1st go
22. Hunter Pleasure Horse Jr Riders - Go as you please
23. Hunter Pleasure Horse Jr Riders - 2nd go
24. Hunter Pleasure Horse Sr Riders - 1st go
25. Hunter Pleasure Horse Sr Riders - Go as you please
26. Hunter Pleasure Horse Sr Riders- 2nd go
27. Command, Break and Out Pony- Jr/Sr Riders
28. Command, Break and Out Horse - Jr/Sr Riders
29. Walk/trot/jog equitation- 1st go
30. Walk/trot/jog equitation- 2nd go
31. Walk/trot/jog equitation- 3rd go

LUNCH BREAK WILL BE AFTER JUMPING CLASSES HAVE BEEN COMPLETED
WALK TROT/JOE IS NOT A STATE QUALIFYING CLASS

ENGLISH AND WESTERN RING

STARTS AT 10:00 AM

(There will be a 2-minute ring call)

CLASSES:

32. Showmanship in Hand - 4H MEMBERS
ONLY 32a. English - Jr
32b. English - Sr
32c. Western - Jr
32d. Western - Sr
33. Miniature Horse/Show Pony - Jr/Sr - Hunter Jumper Class
34. Miniature Horse/Show Pony - Obstacle Course - Jr/Sr
35. Walking Horse/Pony Pleasure Jr/Sr Riders - 1st Go
36. Walking Horse/Pony Pleasure Jr/Sr Riders- Go As You Please
37. Walking Horse/Pony Pleasure Jr/Sr Riders- 2nd Go
38. English Pleasure Horse/Pony Jr/Sr Riders - 1st Go
39. English Pleasure Horse/Pony Jr/Sr Riders- Go As You Please
40. English Pleasure Horse/Pony Jr/Sr Riders- 2nd Go
41. Country Pleasure Horse/Pony Jr/Sr Riders - 1st Go
42. Country Pleasure Horse/Pony Jr/Sr Riders- Go As You Please
43. Country Pleasure Horse/Pony Jr/Sr Riders- 2nd Go
44. Hunt, Saddle, Stock Seat Exceptional Riders - 1st Go
45. Hunt, Saddle, Stock Seat Exceptional Riders- 2nd Go
46. Walking Horse/Pony Equitation Jr/Sr Riders
47. Saddle Seat Equitation - Horse/Pony Jr/Sr Riders
48. Country Pleasure Equitation Horse/Pony Jr/Sr Riders
49. Miniature Horse/Show Pony - Jr/Sr -Costume Class (To be Held After Lunch)
50. Western Pleasure Horse/Pony Jr Riders - 1st Go
51. Western Pleasure Horse/Pony Jr Riders- Go As You Please
52. Western Pleasure Horse/Pony Jr Riders- 2nd Go
53. Western Pleasure Horse/Pony Sr Riders - 1st Go
54. Western Pleasure Horse/Pony Sr Riders- Go As You Please
55. Western Pleasure Horse/Pony Sr Riders- 2nd Go
56. Western Horsemanship - Horse/Pony Jr Riders
57. Western Horsemanship - Horse/Pony Sr Riders
58. Command, Break and Out - English/Western Jr/Sr Riders
59. Western Cloverleaf Barrel Race - Horse Jr/Sr Riders
60. Western Cloverleaf Barrel Race - Pony Jr/Sr Riders
61. Western Cloverleaf Barrel Race - Exceptional Riders
62. Western Pole Bending - Horse Jr/Sr Riders
63. Western Pole Bending - Pony Jr/Sr Riders
64. Western Pole Bending - Exceptional Riders
65. Western Stake Race - Horse Jr/Sr Riders
66. Western Stake Race - Pony Jr/Sr Riders
67. Western Stake Race - Exceptional Riders
68. Working Western Horse - Horse/Pony - Jr/Sr Riders

LUNCH BREAK WILL BE FROM 12:00 NOON TO 1:00 P.M.

SOUTHEAST DISTRICT REGION I
STATE 4-H
QUALIFYING HORSE SHOW

April 21st 2018

9:00 A.M. HUNTER RING
10:00 A.M. ENGLISH/WESTERN RING

READ ALL RULES VERY CAREFULLY!

RULES AND REGULATIONS:

**ALL EXHIBITORS ARE REQUIRED TO WEAR PROTECTIVE HEADGEAR
WITH ATTACHED HARNESS WHILE MOUNTED.**

1. The State 4-H Horse Show will require participation in a District 4-H Qualifying Horse Show as a qualification for entry in the 2017 State 4-H Horse Show.
2. The State 4-H Horse Show will require Horsemanship Skills - Level One and Level Two be completed to participate in the 2017 Show. The exception will be any 4-H Rider/Horse combination that has previously showed at the State show will not be required to complete the Horsemanship Skills. If your Rider/Horse combination needs to complete the skill evaluation, check with the District Board for a location of the clinics.
3. Age Categories:
 - a. Junior Exhibitors - 9 to 13 years old on or before September 30, 2018
 - b. Senior Exhibitors - 14 to 19 years old on or before September 30, 2018.
 - c. Ineligible: 4-H Members who are 19 years old on January 1, 2018.
4. 4-H'ers must have been enrolled in the 4-H Horse Project as of October 31 of the previous year and had care of the animal which they want to show for at least 60 days prior to the date of the Southeast District Region I 4-H Horse Show. Project animals shown at District must be the same project animal shown at State. 4-H'ers may show two project animals at District if both animals meet requirements. 4-H'ers showing two project animals at District qualify both for State, however, only one animal may be shown at State.
 - a. Horse/Rider entries are limited to two (2). Must show in Showmanship and one riding class to be a qualifying entry for the State Show.
 - b. In showmanship, if a rider has two horses in the class and receives a Blue Danish ribbon for both horses, they will only be permitted to show one in the championship class and must declare which horse they will show.

RULES AND REGULATIONS-cont'd.

5. Substitutions: A 4-H'er may substitute a different project animal at the district show under the following conditions:
 - a. Substituted animal must be a qualified project animal.
 - b. The following must be presented to the show secretary no later than 6:00 PM on the Tuesday prior to the district show:
 - (1) Veterinarian's certificate stating that the entered animal cannot be shown due to injury, illness, or death.
 - (2) Copy of completed Measurement and Eligibility Card.
 - (3) Copy of negative coggins test dated within twelve (12) months of two (2) days after the district show date.
 - (4) A properly filled out entry form, containing all signatures.
6. State 4-H Horse Show will be held September 13-16th 2018 at the Horse Center in Lexington, Virginia.
 - a. The 4-H member should show in his or her own respective District Show. A 4-H'er may petition another district to show in that district's show.
 - b. A member may show in only one District Show.
 - c. Substitutions of an animal after State entries have been submitted is allowed for a fee of \$50.00 and the animal must have been qualified at a district show. Substitutions must be made through the extension agent to the state horse show office.
7. 4-H'ers exhibiting must have completed their eligibility (measurement) cards before the date the entries close for the Show. A copy of these forms MUST BE SUBMITTED WITH YOUR ENTRIES
8. 4H Exhibitors will be required to have their horses and ponies measured PRIOR to the date of the Show. Animals WILL NOT be measured the day of the Show. Talk to your respective Extension Agent to set up times and places for measuring. This is to be done by either an VHSA Steward, your Extension Agent, or a 4-H volunteer who had been certified to measure horses. These are the only people who can sign eligibility cards as measuring the animal.
9. 4-H'ers should have an accident/medical insurance policy.
10. 4-H'ers are to be neatly and appropriately attired when they are showing. (Refer to the current USEF and/or AQHA Rule book for information) Numbers must be clearly visible on the backs of the exhibitors. *Note for under saddle classes numbers may be attached to each side of the saddle pad.
11. It will be the responsibility of the 4-H exhibitor to read the rules set down in this program for their respective classes and divisions.

12. NO STALLIONS PERMITTED. This Show is open to all breeds and types of horses and ponies, mules, and donkeys.
13. Horses must be healthy and serviceably sound. All horses may be subject to inspection by a veterinarian to comply with Federal, State, and U.S.A.E. and/or AQHA regulations concerning soring, drugs, and cruelty to animals.
14. Sportsmanship is the 4-H way! We hope there will not be any display of discourtesy shown to a judge or Show official by a 4-H'er, parent, leader or trainer which would cause an exhibitor to forfeit all ribbons and trophies and perhaps disqualify the 4-H exhibitor from showing in future 4-H Horse Shows. If there is a problem or the need to protest, please go through the proper channels--which would be the Steward--to make an appeal. All appeals are to be made to the Show Steward by the exhibitor only.
15. Any display of cruelty to animals or bad conduct in any event or on the premises will result in the disqualification of the exhibitor.
16. The Show committee reserves the right to cancel, combine or divide any classes. Refunds will not be give if classes are cancelled the day of the show.
17. Neither the Southeast District Virginia Cooperative Extension Service or Airfield 4-H Center, its employees or volunteers under whose auspices this Show is held, nor the Southeast District Region I-4-H Horse Show committee will not be responsible for items being stolen or any accident to any animal, persons or property at the Horse Show. The exhibitors, parents and spectators will not hold the management or owners liable or be allowed any legal proceedings arising from any accident which may occur.
18. This Show is designed as a learning experience for 4-H'ers. It is required that parents, leaders, trainers, and friends permit the exhibitor to learn by doing. Parents and friends may occasionally hold exhibitor's horse or assist In loading; however, do not groom, ride, braid, or do anything for the exhibitor. There will be no coaching while exhibitor is in the show ring.
19. The Judge's decision on all placings will be final.
20. The Steward shall be the final voice in all matters pertaining to the Show rules.
21. Martingales and tiedowns are prohibited in Pleasure Classes and Hunter Under Saddle Classes.
22. Exhibitors will not be permitted at any time to ride their horses without proper tack on! NO BAREBACK RIDING, HALTERS OR RIDING DOUBLE!
23. **DO NOT TIE ANY HORSES OR PONIES TO STALL DOORS!!!!**

24. **The use of stall guards, lead ropes, or similar equipment instead of keeping the stall door closed is prohibited.**
25. Do not put locks or snaps on stall door closure.
26. Only horses participating in show will be permitted on show grounds. (Only exception foals with mares).
27. Horses are not allowed outside the barn and ring areas.
28. **Riders will dismount and lead horses across paved road.**
29. All championships will be scored on the point system as follows: 1st - 5 points; 2nd - 3 points; 3rd - 2 points; 4th - 1 point, 5th and 6th - 0 points. You must enter all three classes in your respective show division in order to qualify for Champion and Reserve Champion. Please check your Show Division rules for the classes which are eligible for points toward your division championship. We would like to Have a pleasant and enjoyable Show. Please remember that this is a 4-H event and it is a learning experience designed to help 4-H'ers, so have fun and enjoy your District Show.
30. Only one horse per stall.
31. Horses remaining overnight must be in a stall.
32. 4-H'ers and horses remaining overnight must be under adult supervision.
33. No schooling will be permitted in the hunter ring prior to the show. Riders may exercise in the Western Ring or school in schooling area with fences.
34. **NO DOGS ALLOWED! EXHIBITORS WILL BE DISQUALIFIED!!**
EXAMPLE: Family dog, Trainer's Dog, Friend's Dog, Leader's Dog.
35. **No horses are allowed in breezeways of the barns.**
36. No horses will be left tied, unattended in their stalls.
37. Suitability. Agents and leaders are to check that horses and ponies are suitable for the classes in which they are entered. Agents and/or leaders may refuse entry if it is felt that the animal is unsafe for exhibitor, animal is unhealthy, or not sound. This applies to all divisions, including exceptional rider division.
38. **All 4-Hers must ride inside vehicles, no riding in back of pick up trucks. This is a 4-H Center Rule.**
39. **NO ONE IS PERMITTED TO REMAIN ON THE GROUNDS OVERNIGHT WITHOUT PAYING LODGING FEES—VIOLATORS WILL BE ASKED TO LEAVE THE GROUNDS. NO SLEEPING IN VEHICLES OR HORSE TRAILERS ALLOWED.**
40. **EVERYONE MUST BE OFF THE GROUNDS ONE HOUR AFTER THE SHOW ENDS.**

ENTRY FEES AND FORMS

1. Horses and ponies must have a Negative Coggins Test for E.I.A. within twelve (12) months of the Show date. Coggins test must match horse/pony for which it is issued. A COPY OF THE CURRENT COGGINS MUST ACCOMPANY YOUR ENTRY FORM.
2. Please use the Entry Form and Health Form enclosed within this program.
3. Stalls will be available for \$20.00 each. **PARENTS WILL BE BILLED \$25.00 FOR STALLS THAT ARE NOT CLEANED.** NO HORSES WILL BE CHECKED IN BEFORE 4:00 P.M. or AFTER 9:00 P.M. ON APRIL 20th 2018 OR BEFORE 7:00 A.M. ON APRIL 21st 2018. Exhibitors must provide their own stall bedding.
5. Overnight lodging is also available for 2 people in the same room \$85.00, 3 people in the same room \$90.00, 4 people in the same room \$100.00, 5 people in the same room \$110.00. There must be an adult in the room with 4-H'ers. **THERE IS A \$20.00 KEY DEPOSIT THAT IS REQUIRED TO RESERVE LODGING AND WILL BE RETURNED IF THE KEY IS RETURNED TO THE SUSSEX BUILDING BY 10:30 AM THE DAY OF THE SHOW—NO EXCEPTIONS OR EXCUSES. EVERYONE STAYING OVERNIGHT MUST PAY A LODGING FEE. VIOLATORS WILL BE ASKED TO LEAVE THE GROUNDS. NO SLEEPING IN VEHICLES OR HORSE TRAILERS.**

Entries must be RECEIVED no later than March 31st, 2018. Make check payable to "Southeast District 4-H Horse Leader's Association." Checks will be deposited immediately and returned checks will eliminate entry. There will be a \$20.00 fee for all returned checks LATE ENTRY FORMS WILL NOT BE ACCEPTED. THERE WILL BE NO EXCEPTIONS! Send entries to:

Brooke McCall
5417 Albright Drive
Virginia Beach VA 23464

6. It is the responsibility of the 4-H'er and the leader to make certain that the classes they enter are very definitely the classes they will enter.
Scratches may be made the day of Show.

7. Leaders and Extension Agents should review each entry form to be certain that horses are entered in the appropriate classes and divisions. They must also see that each exhibitor has attached a copy of the Coggins Test, Waiver, 4-H'er Health Form, Measurement Card, Code of Conduct, and Eligibility Card with their properly signed entry forms. Failure to do so may result in 4-H'er's entry forms not being accepted.
8. **REFUNDS:** Stall fees are non-refundable for any reason. Entry fees will not be refunded except for one of the following conditions. **NO REFUND WILL BE MADE AFTER 6:00 PM April 18th**
 - 1) Project animal is lame, sick, or deceased and the condition is verified by a dated veterinarian's certificate.
 - 2) 4-H'er is sick and illness is verified by a dated physician's certificate.
 - 3) Death in 4-H'ers family or other serious emergency.

Call Brooke McCall, 757-773-4270 prior to 6:00 PM April 18th to request refund and you must follow up with a written request for the refund.

If classes are cancelled the day of the show no refunds will be given.

CHAMPIONSHIP DIVISIONS

Hunter Ring:

Hunter Pleasure Pony, Junior Rider (Classes 16, 17, 18)
Hunter Pleasure Pony, Senior Rider (Classes 19, 20, 21)
Hunter Pleasure Horse, Junior Rider (Classes 21, 22, 23)
Hunter Pleasure Horse, Senior Rider (Classes 24, 25, 26)
Hunter Pony Over Fences, Junior/Senior Rider (Classes 1, 2, 3)
Hunter Horse Over Fences, Junior/Senior Rider (Classes 4, 5, 6)
Short Stirrup/Novice Hunter (Classes 10, 11, 12)
Walk Trot/Jog Equitation (Classes 29, 30, 31)

Western and English Ring:

Western Horse / Pony, Junior Rider (Classes 51, 52, 53)
Hunt, Saddle, Stock Seat Exceptional Rider (Classes 44, 45)
Western Horse / Pony, Senior Rider (Classes 54, 55, 56)
Gymkhana Pony, Junior / Senior Rider (Classes 61, 64, 67)
Gymkhana Horse, Junior / Senior Rider (Classes 60, 63, 66)
Gymkhana Horse/Pony, Exceptional Rider (Classes 62, 65, 68)
English Pleasure - Junior / Senior Rider (Class 38, 39, 40)
Country Pleasure - Junior / Senior Rider (Class 41, 42, 43)
Walking Horse - Junior / Senior (Class 35, 36, 37)
Miniature Horse/Show Pony Junior (Class 33, 34, 50)

CHAMPIONSHIP POINTS and AWARDS

Points Awarded Based on Place

PLACE	1	2	3	4	5	6
	6 points	5 points	4 points	3 points	2 points	1 point

AWARDS

Classes: **Ribbons for 1st through 6th**

Championship Divisions: **Champion - Trophy & Ribbon**
Reserve Champion – Trophy & Ribbon

TIE-BREAKER: Will be by hack off only. A rider who does not participate in tiebreaker will lose eligibility for the contested award. It is the rider's responsibility to listen for ties and be ready for hack off. Failure to response to call or hack off, tie will go to other rider. All protests must be made in writing by 4-H member day of show.

Champion trophies sponsored by Dr and Mrs. Craig Sweeney

Exhibitor number sponsored by Coastal Equine Veterinary Service, Chesapeake VA

I. SHOWMANSHIP IN HAND DIVISION- 4H **members only**

I. **Purpose**: To demonstrate the handler's ability to show a horse at halter.

Horse: The horse should be clean, well-groomed, and turned-out appropriately for his type. **On the show grounds, care and preparation of the horse is the responsibility of the exhibitor with minimal assistance from other 4-Hers. Non 4-Hers must not engage in the preparation and care of the project animal.**
Conformation of the horse is not to count in any judging criteria.

Exhibitor: The exhibitor should be neat, clean, well-groomed, attentive, courteous and in appropriate attire. Safety helmets or appropriate head gear for an industry show of the division is acceptable.

Western Division:

Tack - Leather show halter and leather shank or any well fitting halter with shank. Silver on halters will not serve as an advantage.

Exhibitor - Should be dressed in western suit or western style slacks and jacket or vest with long sleeve shirt. No chaps. Hat, tie, and western boots required. No whips or crops may be carried.

Hunter Division:

Tack - Hunter type bridle and bit of exhibitor's choice. In junior exhibitor classes, braiding is optional but does enhance the "turn out" of the horse/pony. In senior exhibitor classes the mane and tail must be braided to be considered for placing.

Exhibitor - Proper hunt attire should be worn, including properly fastened headgear. Whips or crops are optional.

English Division:

Tack - Suitable bridle or halter. Ribbons are optional and may be either clipped or braided into mane.

Exhibitor - Saddle suit or coat and jodhpurs of conservative colors are recommended. Tie, hat, and gloves required. Roadster pony exhibitors may wear similar attire as for regular class. Whips are optional.

SHOWING SYSTEMS

Everyone is expected to show their horse on the "Quarter System" where the horse is "divided" down the midline of the vertebrae and at the withers. The judge's position in the respective quadrant of the horse influences where the showman should stand to present the horse.

- The showman must always have an unobstructed view of the judge, must always be presenting the horse and must always know what his horse is doing.
- If the judge is standing at the rear quarters of the horse, the showman must be on the same side of the horse as the judge.
- If the judge is standing at the front quarters of the horse, the showman is on the opposite side of the horse as the judge.
- In either case, the showman must keep the judge within his field of vision at all times and should never stand directly in front of the horse.

Regardless of where the judge stands in the ring for traveling the horses to and away from him, the following principles shall apply: When moving the horse at a walk, jog, or when turning, the handler should always be on the horse's left (near) side. All turns greater than 90 degrees must be too the right so that t

Method of Showing (Showmanship):

Walk, trot (or favorite gait*), turn, stop, back and pose your horse as directed by the judge or ring steward.

1. Lead from the left side of your horse with your right hand on the lead strap or bridle reins. When showing your horse at a walk, walk by its side - never directly in front of it. Your horse's head should be about even with your shoulder. When moving, keep your horse's neck, head and body in a straight line and maintain precise control. Move your horse directly toward or away from the judge, unless the judge indicates that he wishes to see your horse from the side.
2. Show the horse with a shank or reins short enough to assure maximum control and responsiveness from the horse. The basic position of the exhibitor should allow constant observation of the horse and also permit observation of the judge and ring officials.
3. Never obstruct the view of the judge, and do not stand directly in front of the horse.
4. Walk or jog by the left side of your horse when you are showing it at the trot (or favorite gait*). Your horse should move willingly toward or away from the judge with its head, neck and body in a straight line. Your horse should walk and trot (or gait) freely, fast, and be alert with head up but not too high.
5. When a particular show ring procedure being used by a judge requires a horse to be reversed, your horse should be turned to the right. Turn in as small a space as possible and attempt to keep the horse's hind feet planted in one place while turning. All turns should be made naturally. Any turn requiring more than 90 degrees should be made to the right.
type and conformation, but you can improve its style and appearance. Make it easy for the judge to see your horse to its best advantage.
8. Keep your proper position in line, and allow reasonable space (at least 6 feet) between your horse and the other horses. Never let your horse interfere with another horse.
9. Be alert when leading in a circle. Observe the horse in front of you; bumping a horse from the rear is a serious fault in showmanship and very unsafe.
10. If asked to change position in line, back your horse out of line and approach the new position from behind. Do not get too close.
11. Move easily, quietly and with confidence when showing your horse. Be courteous; respond promptly to directions, and show good horsemanship at all times.
12. Do your showing with the lead shank or bridle rein.
13. Faults in showing for showmanship:
-Faults can be classified as minor, major, or severe. The judge will determine the appropriate classification of a fault based upon the degree and/or frequency of the infraction. A minor fault will result in a ½ to 4 point deduction from the exhibitor's score. A major fault will result in a deduction of 4 ½ points or more from the exhibitor's score. An exhibitor that incurs a severe fault avoids elimination, but should be placed below all other exhibitors that complete the pattern correctly. A minor fault can become a major fault and a major fault can become a severe fault when the degree and/or frequency of the infraction(s) merits.
 - a. Faults in the overall presentation of exhibitor and horse include:
 - Poorly groomed, conditioned or trimmed horse
 - Dirty, ragged, or poorly or ill-fitted halter, bridle, or lead
 - Poor or improper position of exhibitor
 - Excessively stiff, artificial, or unnatural movement around horse or when leading
 - Continuous holding of the chain portion of the lead, lead shank, or reins tightly coiled around the hand or dragging on the ground
 - Changing hands or placing both hands on the lead, except when preparing to show the horse's teeth

- b. Faults of the performance include: -
 - Drifting of the horse while being led
 - Horse stopping crooked or dropping a hip out when stopping, setting up, or standing -Backing, leading, or turning sluggishly or crooked
 - Horse not set up properly for the breed or excessive time to set up
 - Failure to maintain a pivot foot during turns or stepping behind right front leg with left front leg when turning to the right
 - Horse holding head and/or neck crooked when leading, stopping, or backing -
 - Failure to perform maneuvers at designated markers, but horse is on pattern
- c. Severe faults of the overall presentation of exhibitor and horse (avoids disqualification but should be placed below other exhibitors that do not incur a severe fault) include:
 - Leading on the off or right side of the horse
 - Complete failure to move around horse by exhibitor and obstructing judge's view
 - Exhibitor touching the horse or kicking or pointing their feet at the horse's feet during set up
 - Standing directly in front of the horse
 - Exhibitor wearing spurs or chaps
- d. Severe faults of performance (avoids disqualification but should be placed below other exhibitors that do not incur a severe fault) include:
 - Severe disobedience including rearing or pawing; horse kicking at other horses, exhibitors or judge; or horse continuously circling the exhibitor
- e. Disqualifications (should not be placed) include:
 - Loss of control of horse that endangers exhibitor, other horses or exhibitors, or judge including the horse escaping from the exhibitor
 - Failure of exhibitor to wear correct number in a visible manner -Willful abuse
 - Excessive schooling or training, or use of artificial aids -Knocking over the cone or going off pattern

Judging Criteria:

Suggested Final Scoring shall be on a basis of 0-20, with an approximate breakdown as follows:

20: Excellent performance. Completes pattern accurately, quickly, smoothly, and precisely; and demonstrates a high level of professionalism. Horse is fit and groomed well. Exhibitor is neat, clean, and appropriately dressed.

18-19: Generally excellent performance with one minor fault in the execution of the pattern or in the appearance of exhibitor or horse. Overall execution of the pattern is excellent and exhibitor is highly professional.

16-17: Good pattern execution with one or two minor faults in performance or appearance of exhibitor and horse. Exhibitor is reasonably professional in presentation of horse.

14-15: Average pattern that lacks quickness and precision, or commits two or more minor faults in performance or appearance of exhibitor and horse. Horse is not presented to its best advantage.

12-13: One major fault or several minor faults in the performance and/or appearance that prevents an effective presentation of the horse.

10-11: Two major faults or many minor faults in the performance and/or appearance of exhibitor and horse.

6-9: Several major faults or one severe fault in the performance and/or appearance of Q exhibitor and horse. Exhibitor demonstrates complete lack of professionalism in showing the horse or commits a severe fault.

1-5: Exhibitor commits one or more severe faults, but does complete the class and avoids disqualification.

Classes - 29c Western Showmanship - Juniors
29d Western Showmanship - Seniors

Classes - 1a Hunter Showmanship - Juniors
1b Hunter Showmanship - Seniors

Classes - 29a English Showmanship - Juniors
29b English Showmanship - Seniors

NOTE: A Rider/Horse combination in Showmanship, if Rider shows two horses in a showmanship class and receives a Blue Danish for each horse – will need to Declare which horse they will exhibit in the championship class.

At the end of each open class, the judge will ask for all blue ribbon winners in the respective class to enter by the same order held by the ringmaster. Only the blues will be called back. If there are no blues or not enough blues to award 1 to 6 placings, no such placings will be made. Blues will be placed (1-6) for the class championship. These blue ribbon animals may be worked , judged and placed at the discretion of the judge. The pattern is not cumulative.

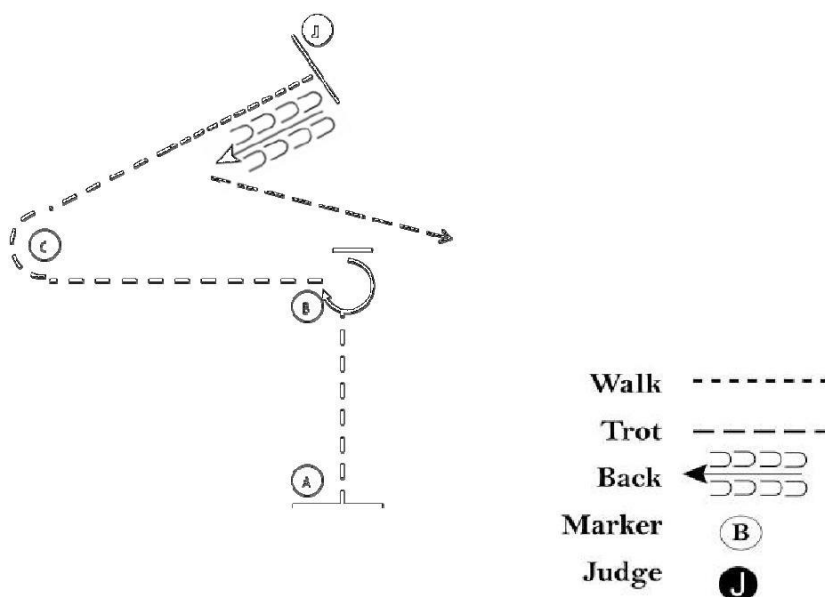
No comments or notes from the judge for a particular blue is necessary as these have met an adequate level of performance— the balance is on who did the better of a good job at the evaluation of the judge.

All championship classes will be placed and presented ribbons (1st-6th).

The First Run Patterns for Seniors and Juniors are attached in the following pages.

For Championship Showmanship, It will be the discretion of the judge to post or not post a final pattern.

Showmanship Pattern First Run (Seniors) Hunter, Western, and English (Saddle Seat)



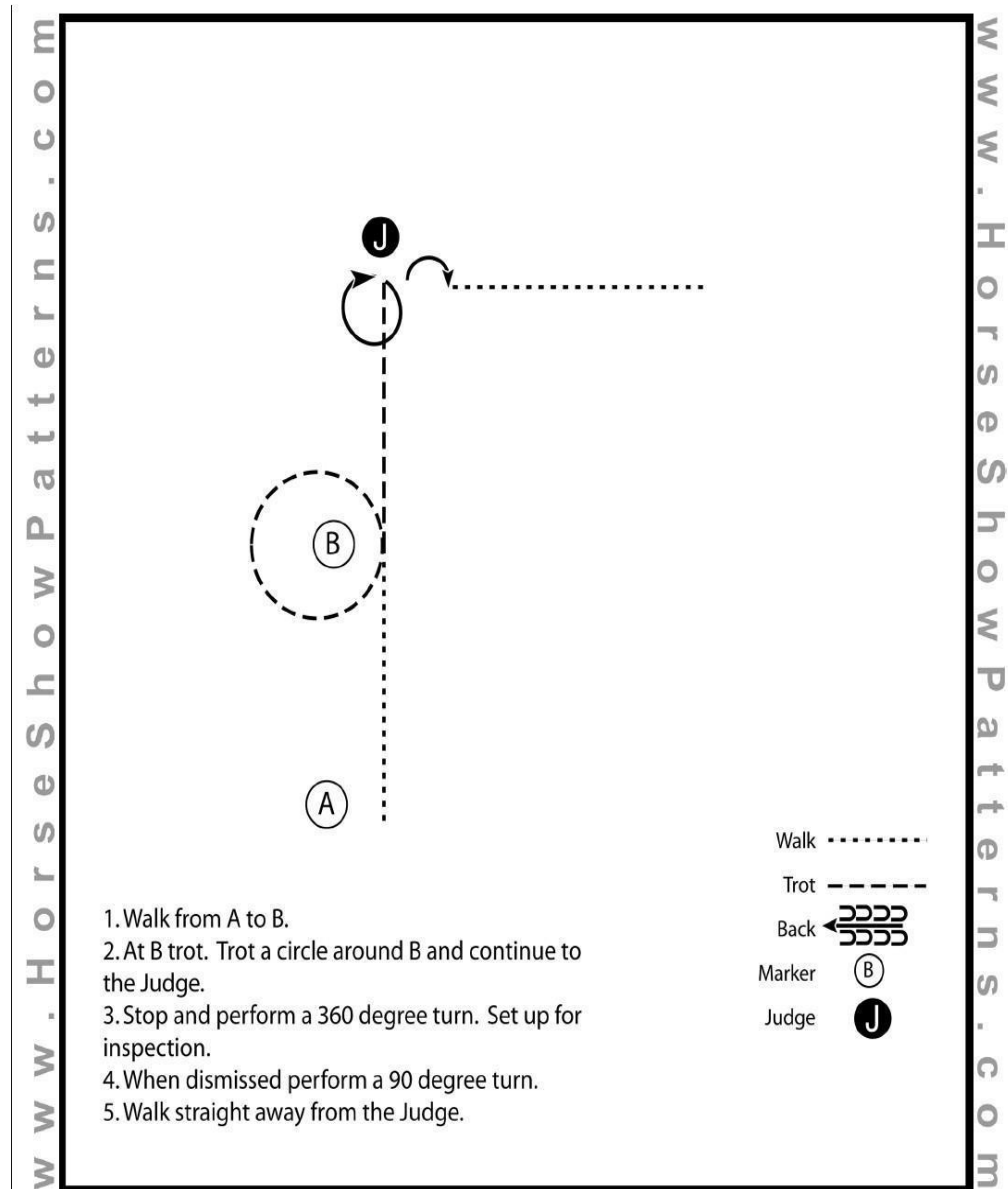
Be ready at A.

1. Trot/jog/gait from A past B.
2. Stop and perform 270 degree turn.
3. Trot/jog/gait around C. Break to a walk half way to the Judge
4. Walk to Judge, stop and set up for inspection
5. When dismissed back one horse length.
6. Perform a 45 degree turn and follow the instructions of your ring steward.

Showmanship Pattern

First Run (Juniors)

Hunter, Western, and English (Saddle Seat)



II. WESTERN DIVISION

Horses and ponies shall be of any breed or combination of breeds, serviceably sound, in good condition and of stock horse type. Horses are over 14.2 hands. Large ponies are over 12.2 hands and not exceeding 14.2 hands. Small ponies are 12.2 hands and under. Ponies must be suitable to rider. To be ridden and shown with Western attire, long sleeve shirt and boots. The use of tapaderos, spurs, chaps and a rope or reata is optional. Chaps and spurs can be worn in horsemanship classes. Hackamores and snaffle bits are permitted for junior age animals only. Junior horses are five years old and younger and senior horses are six years old and older. The rider may use two hands on Junior horses in all Western Division classes including horsemanship providing that a snaffle bit or hackamore is being used. Animals six years of age or older cannot be shown in a hackamore or snaffle bit. "Hackamore" means that the horse will be ridden only with a rawhide braided, leather braided, or rope bosal; absolutely no iron will be permitted under the jaws. Hackamore bits are prohibited. Tie downs and cavesson type nose bands are prohibited. Curb chains are permitted, but must meet the approval of the judge. Bandages and boots of any type are prohibited on the front legs. In the event of injury the judge may permit a protective bandage. Horses and ponies shown in this division cannot enter other divisions except in Horsemanship (equitation), showmanship, trail, and miscellaneous. The general rules in this catalog also apply. The judge may ask for extended gaits.

All Western Pleasure classes are to be shown at a walk, jog, and lope both ways of the ring on a reasonably loose rein without undue restraint. To be judged on performance, condition, and conformation of the horse.

Horses and ponies shown in this division cannot enter other divisions. Western Showmanship in Hand is required and they may also show in western horsemanship, working western horse, and command break and out.

Section 1: Western Pleasure Horse/Pony - Seniors

- Classes:
- 54. Western Pleasure Horse/Pony - 1st Go
 - 55. Western Pleasure Horse/Pony - Go-As-You Please
 - 56. Western Pleasure Horse/Pony - 2nd

Section 2: Western Pleasure Horse/Pony - Juniors

- Classes:
- 51. Western Pleasure Horse/Pony - 1st Go
 - 52. Western Pleasure Horse/Pony - Go-As-You-Please
 - 53. Western Pleasure Horse/Pony - 2nd Go

III. ENGLISH PLEASURE HORSE & PONY

Horse must be shown in proper English tack and attire according to the current United States Equestrian Federation Rule Book (no hunter tack or attire permitted). Entries shall be plain shod as for trail and pleasure riding, ¼" pad permitted. Pads should not exceed ¼" anywhere measured and no extra lead is allowed. Ponies must be shown in proper English tack and attire according to the current United States Equestrian Federation Rule Book (no Hunter tack and attire permitted).

English Pleasure Horses are over 14.2 hands and English Pleasure Ponies are 14.2 hands and under. Horses and ponies are to be shown at a walk, trot, and canter both ways of the ring. They need to stand quietly and back readily. To be judged on manners, performance, quality and suitability to rider. Martingales not permitted. Loose rein on command. Light contact throughout.

Horses and ponies shown in this division cannot enter other divisions. English Showmanship in Hand is required and they may also show in saddle seat equitation, and command break and out.

- Classes:
- 38. English Pleasure - 1st Go
 - 39. English Pleasure - Go-As-You-Please
 - 40. English Pleasure - 2nd Go

IV. HUNTER PLEASURE DIVISION

Horses or ponies must be shown in proper hunter tack and attire according to the current United States Equestrian Federation Rule (no English tack and attire permitted). To be shown at a free walk, easy trot, long striding easy canter both ways of ring. To stand quietly and back readily. To be judged on manners, performance, quality and suitability to rider. Approved safety headgear (fastened) is required in all classes and when mounted.

Section 1: Hunter Pleasure Pony Junior Rider (14.2 hands and under)

- Classes:
- 15. Hunter Pleasure Pony - 1st Go
 - 16. Hunter Pleasure Pony - Go-As-You-Please
 - 17. Hunter Pleasure Pony - 2nd Go

Section 2: Hunter Pleasure Pony Senior Rider (14.2 hands and under)

- Classes:
- 18. Hunter Pleasure Pony - 1st Go
 - 19. Hunter Pleasure Pony - Go-As-You-Please
 - 20. Hunter Pleasure Pony - 2nd Go

Section 3: Hunter Pleasure Horse Junior Rider (over 14.2 hands)

- Classes:
- 21. Hunter Pleasure Horse - 1st Go
 - 22. Hunter Pleasure Horse - Go-As-You-Please
 - 23. Hunter Pleasure Horse - 2nd Go

Section 4: Hunter Pleasure Horse Senior Rider (over 14.2 hands)

- Classes:
- 24. Hunter Pleasure Horse - 1st Go
 - 25. Hunter Pleasure Horse - Go-As-You-Please
 - 26. Hunter Pleasure Horse - 2nd Go

Section 5: Walk Trot/Jog Equitation Horse/Pony

- Classes:
- 29. Walk Trot/Jog Equitation
 - 30. Walk Trot/Jog Equitation
 - 31. Walk Trot/Jog Equitation

This division is designed for riders who are not ready to canter in the show ring and in their first or second year of showing. By showing in this class you WILL NOT be qualified to show at the state horse show except in Showmanship. To follow all USEF rules for hunters and AQHA division rules for western horses. Riders may not enter any other classes at this show besides showmanship and beginner pleasure.

V. HUNTER OVER FENCES DIVISION

Hunter type horses and ponies to be shown in proper hunter tack and attire according to the United States Equestrian Federation Rule Book. No sidesaddle attire or tack allowed in the hunter division. Approved safety headgear (fastened) is required for all fence classes. Hunting soundness required. Conformation not considered except where designated. Classes judged on manners, suitability, performance, and way of going unless otherwise designated. **Horses shown in this division must go over fences to be eligible for ribbons in Under Saddle Class.** Obstacles in jumping courses may consist of brush, gates, pickets, post and rail, and white board fences.

Hunter Showmanship in Hand is required.

Jump courses will be posted at the arena on Fri afternoon and will be included in the show packet that exhibitors will receive upon check in.

Class 1s. Over Fences Schooling Class.

All exhibitors entered in an over the fences division are eligible for this class. You must include this class on your entry forms. Exhibitors may school the course (as it is) one time. The jumps will not be moved or heights adjusted. The only person allowed in the ring while

an exhibitor is schooling is the class manager. The class will be run under the class manager's supervision and direction. This person has complete show management authority and support. Each exhibitor has a two (2) minute time limit, when the whistle is blown or they have jumped the course one time they are to leave the ring. You must wear your show number when showing the schooling over fences class

Section 1: Hunter Pony Over Fences Junior/Senior Riders

SMALL PONY: (12.2 hands and under)

Fence 2'0"

MEDIUM PONY: (over 12.2 hands not exceeding 13.2 hands)

Fence 2'0"

LARGE PONY: (over 13.2 hands not exceeding 14.2 hands)

Fence 2'3"

- Classes:
2. Hunter Pony - Over Fences - Short Course
 3. Hunter Pony - Over Fences - Long Course
 4. Hunter Pony - Under Saddle

Section 2: Hunter Horse Over Fences Junior/Senior Riders

HORSES (over 14.2 hands)

Fence 2.6"

- Classes:
5. Hunter Horse Over Fences - Short Course
 6. Hunter Horse Over Fences - Long Course
 7. Hunter Horse - Under Saddle

Section 3: Short Stirrup/Novice Hunter: Junior/Senior Riders in their first or second year of showing over fences. May not cross enter into other over fences classes. Fences at 2'0

- Classes:
8. Short Stirrup/Novice Hunter
 9. Short Stirrup Novice Hunter
 10. Short Stirrup/Novice Under Saddle

VI. GYMKHANA DIVISION

All Gymkhana riders must wear properly fitted protective and secured headgear (passing or surpassing current American Society for Testing and Materials standards) at all times while mounted at the State 4-H Horse Show. Any rider violating this rule at any time must immediately be prohibited from further riding until such headgear is properly in place. It is the responsibility of the rider, or the parent or guardian of the exhibitor to see to it that the headgear worn complies with appropriate safety standards for protective headgear intended for equestrian use. The Virginia 4-H, Virginia Horse Center and volunteers are not responsible for checking headgear worn for such compliance. Virginia 4-H makes no representation or warranty, express or implied about any protective headgear and cautions riders that death or serious injury may result despite wearing such headgear as all equestrian sports involve inherently dangerous risk and as no helmet can protect against all foreseeable injuries.

Horses are over 14.2 hands. Ponies are 14.2 hands and under. Horses and ponies shall be of any breed or combination of breeds, serviceably sound and in good condition. Ponies must be suitable to rider. To be ridden and shown with Western tack and attire. The use of tapaderos, spurs, chaps or similar gear is optional. Rider must wear western attire, long sleeve shirt and boots. Split or closed reins may be used and one or two hands on the reins. Rider may hold onto saddle with hands. Tie downs and standing martingales are optional. Whipping is allowed only by the use of a bat, crop, whip or rope and the judge at his discretion,

may disqualify a contestant for excessive use of either (especially in front of the cinch). Whipping with reins, hat, hands, etc. is prohibited. Western saddle and western bridle is required. The use of a hackamore (including mechanical hackamores) or other types of bridles is the optional choice of the rider, however, the judge may prohibit the use of bits of equipment he may consider severe. Tying of feet to stirrups with any material is prohibited. After running there can be no disqualification or penalty due to equipment or attire. During and after running the judge and only the judge may disqualify any entry for unduly severe treatment (no time penalty just disqualification). There is no appeal upon the judge's decision in regard to either disqualification.

Rider must enter ring mounted and unassisted and must go directly to the course when called for. Mounts may be led to the in gate but not through the gate. No one will be allowed a running start to the in gate. Rider is required to dismount and lead his horse out of the ring at the end of his run. Off course constitutes elimination. Knocking over a barrel race barrel or a pole will not result in elimination but will constitute a (5) second penalty. Touching a barrel or pole by the hand of the rider shall not cause a disqualification or penalty. There will be no time-outs or re-runs in case of broken equipment, thrown shoes, etc. All timing will be done by the average of two stop watches and/or electric timer and exact ties will be re-run one time or until broken in like manner. Cutting the timer by circling wide while on course may result in no time. Timing will be supervised by the judge. Standard distances will be observed but management reserves the right to vary the distances if necessary. The general rules in this catalog also apply, however, no rules except these listed in this division shall apply in gymkhana events. Pole bending poles will be set at 21' for horse and pony classes.

All ties on points will be broken first by fastest time on barrels, (if still tied - go to fastest time on poles).

If there is a failure for electric time, then the contestant shall have the option of performing a rerun at the end of the class.

Section 1: Western Cloverleaf Barrel Race Junior/Senior Riders

- Classes: 60. Western Cloverleaf Barrel - Horse
 61. Western Cloverleaf Barrel - Pony

Section 2: Western Pole Bending Junior/Senior Riders

- Classes: 63. Western Pole Bending - Horse
 64. Western Pole Bending - Pony

Section 3: Western Stake Race Junior/Senior Riders

- Classes: 66. Western Stake Race - Horse
 67. Western Stake Race - Pony

STAKE RACE:

Stake Race Is A Timed Event. It will be the figure 8 pattern that the State Horse Show will use.

Penalty's: Rider's helmet should be on for the entire time the exhibitor is in the arena and should be checked at gate before entering ring.

Markers: The start and finish line is 20 feet wide and marked by 2 upright markers 10 feet on each side of the center line and short enough so as not to interfere with the electronic timer if one is used. Short pylons or cones are recommended . The first and second poles marking the center line are each 40 feet from the start and finish line , making them 80 feet apart .

START: Start by crossing the start and finish line between the 2 upright pylons or cones , run a figure 8 around the upright poles marking the center line, and finish line between the pylons or cones and closing the eight (8).

Class Procedure: At the first pole, the contestant may go left or right just so the figure eight (8) is run.

DISQUALIFICATION'S: Any deviation from the pattern. Failure to follow the course, includes negotiating obstacles in any other than specified order, the wrong direction, stopping, circling, backing, or reversing direction of movement to correct improper passing of an obstacle. The JUDGE, at his/her discretion, may disqualify a contestant for excessive use of a bat, crop, whip, or rope in front of the cinch. The use of rubber bands or any other means of fastening the rider to the stirrups or saddle. Receiving assistance into the arena as determined by breaking the plane of the gate.

No Time: If the figure eight (8) is not completed, or if the upright pole is knocked down, there is no time.

Pattern will be on separate page

IV. WALKING HORSE/PONY PLEASURE

ALL EXHIBITORS WILL WEAR PROTECTIVE HEADGEAR WITH ATTACHED HARNESS.

This division is open to all walking horses and ponies. Horses and ponies shown in this division cannot enter other divisions. Showmanship in Hand is required and they may also show in command break and out and walking horse/pony equitation.

Classes 35 and 37 are to be shown at the flat walk, running walk and canter. To be judged on performance, quality and manners.

Class 36 will be shown at the flat walk and rider's pleasure gait.

- Classes:
- 35. Walking Horse/Pony Pleasure - 1st Go
 - 36. Walking Horse/Pony Pleasure - Go-As-You-Please
 - 47. Walking Horse/Pony Pleasure - 2nd Go

V. EXCEPTIONAL RIDER

These classes are miscellaneous classes and are open to entries from all other divisions. Unsafe tack, equipment or actions on the part of any rider or handler is grounds for elimination from any event. The judge's decision is final. To qualify for this division the participant must meet all 4-H project requirements, seizures must be under control, a doctor's certificate is required that indicates participant has none of the following medical/health problems: (a) no disk problems, (b) not be a hemophiliac, (c) not be severe osteoporotic, (d) must have head control and (e) must have some trunk control.

Classes to be performed while mounted with the assistance of a leader and sidewalker(s). The course will consist of maneuvers through a prescribed pattern marked with cones. The 4-H member will be judged based on knowledge of the basic riding position he/she is striving for and an ability to maintain position at the halt and walk. Rider should be able to halt, walk on, circle, turn and reverse. Additional elements may be added at the discretion of the judge and with approval of show management. Classes will be placed 1-6 and Championship and Reserve. Properly fitted headgear is required while riding in designated schooling and exercise areas, the show ring and while riding anywhere on the show grounds. All riders must wear appropriate safety headgear.

Entry into any class must be carefully considered by the parent, leader, county selection committee and agent. Safety is the primary consideration; disabled riders are required to wear Safety Headgear.

Section 1: Gymkhana – Exceptional Riders Junior/Senior Riders Classes

- 61. Western Cloverleaf Barrel Race
- 64. Western Pole Bending
- 67. Western Stake Race

Rider must show in all three (3) gymkhana classes to be eligible for Champion and Reserve. Showing in only one (1) gymkhana class will qualify rider for the State 4-H Horse Show.

Section 2: Pleasure - Exceptional Riders Junior/Senior Riders

The course will consist of maneuvers through a prescribed pattern marked with cones. The 4-H member will be judged based on knowledge of the basic riding position he/she is striving for and an ability to maintain position at the halt and walk. Rider should be able to halt, walk on, circle, turn and reverse.

- Classes:
- 44. Hunt, Saddle, Stock Seat Course - 1st Go.
 - 45. Hunt, Saddle, Stock Seat Course - 2nd Go.

Riders must show in both pleasure classes to be eligible for Champion or Reserve. Showing in only one (1) pleasure class will qualify the rider for the State 4-H Horse Show.

SECTION 1 – WESTERN HORSEMANSHIP

Individual workouts/patterns will be used in all Western Horsemanship classes. Patterns will be printed in the show program. May be asked to back and stand for dismounting and mounting. Horsemanship only to count. Horses and ponies (entire class or finalist) to be ridden at a walk, jog, and lope, at least one way of the ring. Class to be judged on seat, hands, use of aids and general control. Chaps and spurs optional.

- Class:
- 57. Western Horsemanship Horse/Pony Senior Riders
 - 56. Western Horsemanship Horse/Pony Junior Riders

SECTION 2 - SADDLE SEAT EQUITATION

Mounts to be ridden at a walk, trot, and canter both ways of the ring. May be asked to back and stand for dismounting and mounting. Equitation only to count and riders should be attired in conservatively colored, matching coat and jodhpur pants for this class. Class is to be judged on seat, hands, use of aids, and general control. Individual workouts at the discretion of the judge. Refer to United States Equestrian Federation saddle seat equitation for a list of potential workouts.

- Class:
- 47. Saddle Seat Equitation Horse/Pony Junior/Senior Ride

SECTION 3 - WALKING HORSE EQUITATION

This section will be judged according to the most current rules pertaining to walking horse equitation. Mounts will be ridden at the walk & running walk. Entries may be asked to back. Dismounting, mounting & individual tests at the discretion of the judge. Equitation only to count. Open to horses & ponies from walking division.

Class: 46. Walking Horse/Pony Equitation – Junior/Senior Riders

SECTION 4 – COUNTRY PLEASURE EQUITATION

This is open to horses and ponies from the country pleasure division. Attire per division. To be judged on horsemanship. To be shown at walk and country pleasure, preferably non-trotting gait. No extended gaits. No Canter.

Class: 48. Country Pleasure Horse/Pony Equitation – Junior/Senior Riders

SECTION 5 - HUNTER SEAT EQUITATION OVER FENCES

Horses to jump six fences. Judge may (not required) select the top riders to show at a walk, trot, and canter both ways of the ring. May be asked to dismount and mount. Equitation only to count. Class to be judged on seat, hands, use of aids, and general control. Jumping faults not to count. Fences will be set at about 2'6" for horses, 2'6" for large ponies, and 2'0" for medium and small ponies. Protective headgear is required.

Classes: 11. Hunter Equitation Over Fences – Senior Riders
12. Hunter Equitation Over Fences – Junior Riders

SMALL PONY: (12.2 hands and under)
Fence 2'0"

MEDIUM PONY: (over 12.2 hands not exceeding 13.2 hands)
Fence 2'0"

LARGE PONY: (over 13.2 hands not exceeding 14.2 hands)
Fence 2'3"

HORSE: (over 14.2 hands)
Fence 2'6"

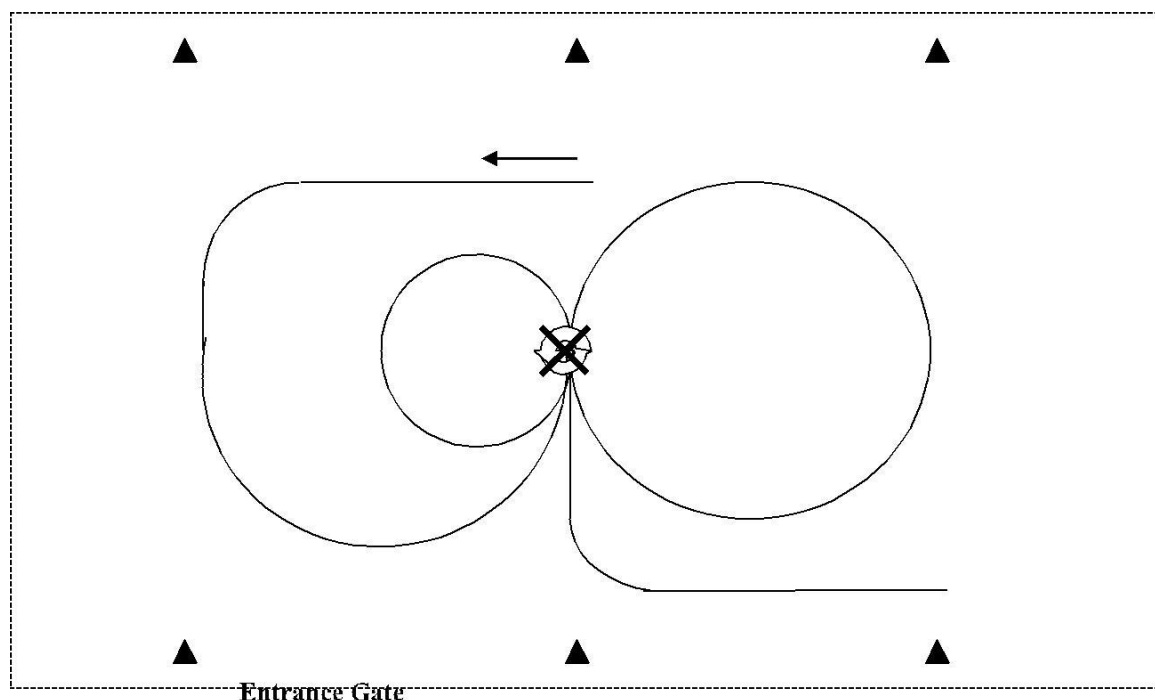
SECTION 6- HUNTER SEAT EQUITATION ON THE FLAT

Horses not to jump. Riders to show both ways of the ring at a walk, trot, and canter. Will be asked to back. Dismounting, mounting and other individual tests at the discretion of the judge. Equitation only to count.

- Classes:
- 13. Hunter Equitation on the Flat - Junior Riders
 - 14. Hunter Equitation on the Flat - Senior Riders

SECTION 7 WORKING WESTERN

1. Horses are required to work the pattern individually in the order specified.
2. Judging criteria will be on the accuracy of the pattern as well as quiet, controlled negotiation of the pattern.
3. The horses are to be scored on each component of the working western pattern. This class will be scored similar to a reining pattern based on AQHA rules.
4. Rider may be excused at judges' discretion.



Working Western Pattern for Junior and Senior Riders

1. Wait just outside the entrance gate while the previous horse is working. At the gate-keepers signal, be ready to walk into the arena so that you are waiting at the first cone as the previous horse completes their pattern. Once previous horse has exited the arena, start your pattern. Pattern should be completed well off the rail.
2. Lope on the right lead from the first cone to the center of the arena at X.
3. Stop at X
4. Perform a 540 degree spin to the left
5. Lope a large left lead slow circle.
6. At X perform a SIMPLE or FLYING lead change
7. Continue loping to the right and perform a small slow circle
8. At X begin a larger, faster right lead lope circle but do not close the circle
9. Lope around the end of the arena, staying within the cones and stop at middle cone.
10. Back 5 steps
11. Exit arena at a walk.

Class: 68. Working Western Horse – Horse/Pony – Junior/Senior

SECTION 8 COMMAND BREAK AND OUT

To be judge on performance and control only. Each rider and horse or pony that fails to carry out the command immediately will be eliminated from the competition.

- Classes:
- 27. Command, Break and Out - Hunter Pony
 - 28. Command, Break and Out - Hunter Horse
 - 58. Command, Break and Out – English, Walking, or Western Horse/Pony

IX. COUNTRY PLEASURE DIVISION

GAITS THAT WILL BE CALLED FOR IN THIS DIVISION ARE: WALK and Pleasure Gait

ALL EXHIBITORS WILL WEAR PROTECTIVE HEADGEAR WITH ATTACHED HARNESS.

This division is open to all horses and ponies. Horses and ponies shown in this division cannot enter other divisions. Showmanship in Hand is required and they may also enter Country Pleasure Equitation and Command, Break and Out.

Any suitable tack and attire, English, Western or Period. To be show at a walk and a smooth easy comfortable intermediate gait with excessive speed to be penalized (no canter). To be judged on manners performance and suitability as a true country pleasure mount. The Country Pleasure Horse must be light shod (3/8 inch x 3/4 inch maximum)

Country Pleasure Horse/Pony Junior/Senior Riders

- Classes:
- 41. Country Pleasure – 1st Go
 - 42. Country Pleasure – Go-As-You-Please
 - 43. Country Pleasure – 2nd Go

XI - MINIATURE HORSE AND SHOW PONY

Miniature Horses and Show Ponies are to be shown in proper tack and attire; this can be Western, English or Hunter. **Approved safety headgear (fastened) is required for all classes (except Showmanship in Hand)** Soundness is required. Conformation is not considered. Classes judged on manners, suitability, performance and way of going. These rules are a combination on several miniature horse associations and 4-H rules.

The Obstacle Class with require horses to navigate through 6 obstacles. It can include backing, jumping, walking over tarps, side passing, etc. – Pattern to be posted day of show.

The Hunter Course will be posted the day of the show. Jumps will be set 20 feet apart. The entry with the fewest faults will be the winner. All jumps set at 24". Entries attempt to jump course without any faults. Faults are as follows:

Knockdown	4 faults
Circling more than once	3 faults
Refusal	3 faults
Refusals – three (3)	Elimination
Fall of Horse or Handler	Elimination

Costume Class:

1. Costume classes are to be judged 75 percent on originality of costume and 25 percent on presentation.
2. Exhibitor must match the miniature horse/show pony or coordinate together.
3. To be shown at a walk both ways of the arena
4. Presentation will include how the horse reacts to the costume and handler

- Class:
33. Miniature Horse/Show Pony – Hunter Jumper Class
 49. Miniature Horse/Show Pony – Costume Class
(Class to be held immediately after lunch break)
 34. Miniature Horse/Show Pony – Obstacle Course

Note: Miniature Horses/Show Ponies – must show in a Showmanship Class and one of the above classes to be Qualified to show at the 2018– State 4-H Horse Show.

Virginia Tech does not discriminate against employees, students or applicants on the basis of race, color, sex, sexual orientation, disability, age, veteran status, national origin, religion or political affiliation. Anyone having questions concerning discrimination should contact the Equal Opportunity and Affirmative Action Office.

If you are a person with a disability and desire any assistive devices, services, or other accommodations to participate in this activity, please contact Brooke Lampert 757-773-4270 to discuss accommodations 30 days prior to the event.

Southeast District Region 1 Qualifying Show
April 21ST 2018

Check List for Entry Forms

- ☐ 1. Reservation Form
- ☐ 2. Entry Form
- ☐ 3. Eligibility Form (4H Members only)
- ☐ 4. Equine Waiver Form- available online
https://pubs.ext.vt.edu/content/dam/pubs_ext_vt_edu/388/388-035/388-035-PDF.pdf
- ☐ 5. Health History Form- available online (4H Members only) pubs.ext.vt.edu/388/388-906/388-906-PDF.pdf
- ☐ 6. Code of Conduct- available online
pubs.ext.vt.edu/4-H/4H-164/4H-164-pdf.pdf
- ☐ 7. Coggins Test
- ☐ 8. Check or Money Order

Optional Forms:

- ☐ Friends and Family Sponsorship Ad
- ☐ Division Sponsorship

DISTRICT SHOW ELIGIBILITY REQUIREMENTS- **4H MEMBERS ONLY**

_____ CLUB MEMBER SINCE OCTOBER 31ST OF PRIOR YEAR.

_____ THE HORSE MUST BE A 4-H PROJECT ANIMAL 60 DAYS PRIOR TO THE SHOW.

_____ MUST BE 9 YEARS OF AGE BY SEPTEMBER 30TH OF CURRENT YEAR AND NOT OLDER THAN 18 YEARS OF AGE ON JANUARY 1ST OF CURRENT YEAR.

_____ LONE STAR MEMBERS MUST BE SIGNED UP THROUGH EXTENSION OFFICE BY JANUARY 1ST OF CURRENT YEAR.

_____ PARTICIPATE IN AT LEAST ONE (1) COMMUNITY PROJECT DURING A PROJECT YEAR.

_____ PRESENT AN UP-TO-DATE HORSE MANAGEMENT AND/OR PROJECT BOOK FOR EACH ANIMAL SHOWING.

_____ PARTICIPATE IN AT LEAST ONE (1) CLUB, CITY/COUNTY, DISTRICT, STATE, REGIONAL OR NATIONAL 4-H EVENT (NOT INCLUDING DISTRICT OR STATE SHOW). EXAMPLES: WORKSHOPS, CLINICS, EXHIBITS, HORSE CAMPS, JUDGING PROGRAMS, PRESENTATIONS OR ILLUSTRATED TALKS, TRAINING PROGRAMS, ETC. DURING A PROJECT YEAR OF APRIL 1ST OF PRIOR YEAR THROUGH MARCH 31ST OF CURRENT YEAR. THIS IS FOR CLUB AND LONE STAR MEMBERS.

_____ ATTEND AT LEAST 4 MEETINGS BETWEEN OCTOBER 1ST OF PRIOR YEAR AND MARCH 31ST OF CURRENT YEAR. THIS IS FOR CLUB MEMBERS ONLY.

_____ OCTOBER _____ NOVEMBER _____ DECEMBER

_____ JANUARY _____ FEBRUARY _____ MARCH

EXHIBITOR'S NAME: _____ PLEASE PRINT

EXHIBITOR'S SIGNATURE _____

PARENT'S SIGNATURE _____

LEADER'S SIGNATURE _____

EXTENSION AGENT'S SIGNATURE _____

RESERVATION FORM – 2018

EXHIBITOR'S NAME: _____

CLUB NAME: _____ 4-H UNIT _____

PARENTS EMAIL ADDRESS: _____

ENTRY FEE (Per division) \$35.00 X _____ = _____

ENTRY FEE (Per Class) \$12.00 X _____ = _____

STALL FEE (Check-In Time 4:00 P.M. to 9:00 P.M.) \$20.00 X _____ = _____

(PARENTS WILL BE BILLED \$25.00 IF STALL IS NOT CLEANED)

EXECUTIVE LODGING FEE

(2 PEOPLE IN SAME ROOM) \$ 85.00 X _____ = _____

(3 PEOPLE IN SAME ROOM) \$ 90.00 X _____ = _____

(4 PEOPLE IN SAME ROOM) \$ 100.00 X _____ = _____

(5 PEOPLE IN SAME ROOM) \$ 110.00 X _____ = _____

Check-In Time 4:00 P.M. TO 9:00 P.M.) (Check-Out Time 10:00 A.M.)

KEY DEPOSIT ROOM--Required to reserve lodging) \$ 20.00 X _____ = _____

(Returned if key is returned to Sussex Building by 10:30 AM day of show—NO EXCEPTIONS)

TOTAL AMOUNT ENCLOSED \$ _____

NAMES OF PEOPLE LODGING IS FOR _____

PERSON 4-H'ER WILL BE UNDER THE SUPERVISION OF _____

PLEASE MAKE CHECKS/MONEY ORDERS PAYABLE TO SOUTHEAST DISTRICT 4-H HORSE LEADER'S ASSOCIATION.

SEND TO:

Brooke Lampert McCall

5417 Albright Drive

VA Beach VA 23464

MUST ALSO ATTACH:

1. COPY OF NEGATIVE COGGINS DATE OF BLOOD DRAWN MUST BE WITHIN TWELVE (12) MONTHS OF THE DISTRICT SHOW DATE

DO NOT SEND COGGINS THAT WILL EXPIRE PRIOR TO SHOW!!!!

2. COPY OF MEASUREMENT AND ELIGIBILITY CARD—HORSES (4H Members only)

3. HEALTH FORM (4H Members only)

4. WAIVER

5. SHOW ELIGIBILITY REQUIREMENTS (4H Members only)

6. ENTRY FORM

7. CODE OF CONDUCT

ENTRY FORM

UNIT (County) _____

2018 Southeast District Region 1- 4-H Qualifying Horse Show

(EXHIBITORS CONTACT AGENT FOR DUE DATE TO EXTENSION OFFICE) PRINT OR TYPE

EXHIBITOR'S NAME	AGE ON 9/30/18	DATE OF BIRTH
ADDRESS	()	
	PHONE NUMBER	
CITY	STATE	ZIP CODE
4-H CLUB	EMAIL ADDRESS	
HORSE'S NAME	AGE	HEIGHT IN HANDS
ADULT SUPERVISOR @ SHOW: _____		

DIVISIONS: CIRCLE CLASSES

Hunter Showmanship – Juniors	1a	English Showmanship - Juniors	38a
Hunter showmanship – Seniors	1b	English Showmanship – Seniors	38b
Hunter Over Fences Schooling Class	1s		
Hunter Pony Over Fences, Junior/Senior Rider	02 03 04	Western Showmanship – Juniors	38c
Hunter Horse Over Fences, Junior/ Senior Rider	05 06 07	Western Showmanship – Seniors	38d
Short Stirrup/Novice Hunter	08 09 10	Miniature Horse/Show Pony Jr/Sr Rider	33 34 50
Hunter Equitation Over Fences – Sr Rider	11	Walking Horse/Pony Jr/Sr Rider	35 36 37
Hunter Equitation Over Fences- Jr Rider	12	English Pleasure Horse/Pony Jr/Sr Rider	38 39 40
Hunter Equitation On The Flat- Jr Rider	13	Country Pleasure Jr/Sr Rider	41 42 43
Hunter Equitation On The Flat- Sr Rider	14	Hunt, Saddle, Stock Seat Exceptional Rider	44 45 46
Hunter Pleasure Pony- Jr Rider	15 16 17	Walking Horse/Pony Equitation	47
Hunter Pleasure Pony- Sr Rider	18 19 20	Saddle Seat Equitation Horse/Pony	48
Hunter Pleasure Horse- Jr Rider	21 22 23	Country Pleasure Equitation	49
Hunter Pleasure Horse- Sr Rider	24 25 26	Western Pleasure Horse/Pony- Jr Rider	50 51 52
Command, Break and Out – Pony	27	Western Pleasure Horse/Pony- Sr Rider	53 54 55
Command, Break and Out- Horse	28	Western Horsemanship Horse/Pony- Jr Rider	56
Walk, Trot/Jog	29 30 31	Western Horsemanship Horse/Pony- Sr Rider	57
Gymkhana Exceptional Rider	61 64 67	Command, Break and Out- English/Western Jr/Sr Rider	58
Working Western	68	Gymkhana Horse Jr/Sr Rider Barrels, Poles, Stake Race	59 62 65
		Gymkhana Pony Jr/Sr Rider Barrels Poles,	60 63 66

Agreement: We read & understand the show program rules & regulations and agree to them. The exhibitor & animal meet show eligibility requirements.

The exhibitor & his/her parents or guardians assume all risks and indemnify the show and all related entities against any related liability or injury claims. Exhibitor must complete at least one riding class & showmanship class in order to qualify for State.
Print Exhibitor Name: _____

Signed: _____
EXHIBITOR PARENT OR GUARDIAN DATE

We have reviewed this entry and believe it to be accurate.

Signed: _____
4- LEADER ADDRESS PHONE

Signed: _____
EXTENSION AGENT ADDRESS PHONE

**SOUTHEAST DISTRICT 4-H HORSE SHOW
Region 1 – 2018**

DIVISION SPONSORSHIP FORM

SPONSOR'S NAME: _____

ADDRESS: _____

DIVISION YOU WISH TO SPONSOR: _____
(OPTIONAL)

MAKE \$35.00 CHECK PAYABLE TO:

SOUTHEAST DISTRICT 4-H HORSE LEADER'S ASSOCIATION

MAIL CHECK AND THIS FORM, BY MARCH 31, 2018 TO:

**Brooke McCall
5417 Albright Drive
VA Beach, VA 23464
seabreezeponies@yahoo.com**

We also have larger sponsorship opportunities available for the District Horse Show and also for the Southeast District 4H Horse Camp

SOUTHEAST DISTRICT 4-H HORSE SHOW
Region 1 - 2018
FAMILY AND FRIENDS SPONSORS

Write a line of encouragement for your 4Her showing today or a line in memory of someone who is no longer with us

Example: Good luck at the District Show today Brooke! –love mom and dad

Cost: \$5

Sponsors name:_____

Line to print in program:_____

HOTEL RESERVATION FORM

EXECUTIVE LODGING

2 people in same room-----	\$85.00	_____
3 people in same room-----	\$90.00	_____
4 people in same room-----	\$100.00	_____
5 people in same room-----	\$110.00	_____

Plus \$20.00 key deposit: refundable if key is returned to the Sussex building by 11am

List the names of everyone occupying your room:

TOTAL _____

Please make all checks payable to: SE District 4H Horse Leaders Association