

***SOUTHEAST DISTRICT, REGION 2,
4-H QUALIFYING
HORSE SHOW – 2022
MAY 21 & 22, 2022***



**2021 SEDR2, Tee Shirt Design by
Nikhita Saravanan, Henrico County**

9:00 a.m. (gates open 7:30 a.m.)

**DOREY PARK, HENRICO COUNTY
7200 DOREY PARK DRIVE (23231)**



Virginia Cooperative Extension
Virginia Tech • Virginia State University
www.ext.vt.edu



Virginia Cooperative Extension programs and employment are open to all, regardless of race, color, national origin, sex, religion, age, disability, political beliefs, sexual orientation, genetic information, marital, family, or veteran status, or any other basis protected by law. An equal opportunity/affirmative action employer. Issued in furtherance of Cooperative Extension work, Virginia Polytechnic Institute and State University, Virginia State University, and the U.S. Department of Agriculture cooperating. Edwin J. Jones, Director, Virginia Cooperative Extension, Virginia Tech, Blacksburg; Jewel E. Hairston, Administrator, 1890 Extension Program, Virginia State, Petersburg.

Southeast District Region 2 State 4-H Qualifying Horse Show
TABLE OF CONTENTS

	Page
Table of Contents.....	2
Information for Qualifying Shows, Clinics & Educational Clinics	3
Chairman’s Letter.....	4
Show Personnel.....	5
2021 Champions & Reserve Champions	6-7
Objectives, 4-H Horse Pledge.....	8
Rules and Regulations.....	
General Rules and Regulations.....	9
Horses and Ponies.....	11
Exhibitors.....	12
Dress Code.....	12
Entry Procedures.....	13
State Show Entry Procedures.....	14
Standards for 4-H Southeast District Horse Show	14
Championship Divisions.....	15
Championship Points and Awards.....	16
Show Schedule.....	17-18
Show Classes	
Showmanship–In–Hand.....	19
Exceptional Rider.....	21
Equitation.....	22
Hunter.....	22
Pleasure.....	23
Western.....	24
Gymkhana.....	24
Reining	25
Miniature Horse & Show Pony.....	28
Ranch.....	29
Entry Forms.....	30
Health History Report.....	31-33
Equine Waiver.....	34
T–Shirt Order Form.....	35
Directions.....	36
Agent’s Checklist for District & State.....	37
Patterns	38-45

ENTRIES CLOSE APRIL 25 – NO EXCEPTIONS – Check with your Extension Agent for the date that you must have entries to that Extension Office. Your due date to them will be earlier. COVID guidelines will be updated prior to show. Will be posted.

EVALUATOR HORSMANSHIP SKILLS TESTING & HORSE MEASURING TRAINING

More evaluators are needed in our district. You cannot test your own members or members you train but you can trade off with other evaluators. If you are interested in doing this, please let us know so we can plan a training session.

SEDR2 website <http://sedr2hc.wordpress.com/>

Horsemanship Skills Testing Dates at This Time – Check the SEDR2 website for dates

There will be a \$5.00- \$10 charge (depending on session) to be paid at time of registration to help defray fuel expenses for evaluators.

Please bring cash.

Dates will be posted as approved, check SEDR2 4-H Horse Council site: <http://sedr2hc.wordpress.com/>

SKILLS TESTING 2 WILL BE ADDED TO END OF SHOW (IF CHECKED ON ENTRY FORM).

MUST HAVE ALREADY PASSED SKILLS TESTING 1.

There may be educational clinics offered during the year and they will be posted.

SPONSORS NEEDED FOR 2022 SEDR2 4-H HORSE SHOW.

Asking clubs to get sponsorships for champion divisions for district 2021 show. \$25.00 or banner for \$60. See SEDR2 website. We also would like to invite vendors to set up at show. Items for silent auction will be welcomed. Does not have to be horse related.

NOTE: RANCH & DRILL TEAMS WILL NOT COMPETE AT STATE FAIR BUT HAVE BEEN MOVED TO STATE SHOW.

Declaration/Eligibility Forms

The 2022 Online Eligibility/Declaration Form is now posted to the State 4-H Horse Program Website. Go to Va.4-H Horse Program, Declaration Form.

Please keep in mind that you must declare your 4-H Project Horse(s) both on paper and online no later than May 1, 2022, in order to be eligible for the 2022 State Show! There is no exception to this deadline date.

The online submission form is identical to last year's. 4-Hers – please talk with you club leader prior to entering any information so that it can all be entered correctly and on a timely basis and to ensure that someone else is not also entering the information in duplicate!

Please review the following information:

- **You are required to answer all questions asked by the online form. Please make sure that you have all of the 4-H'ers information with you prior to beginning the form.**
- Please read each question carefully, choose your answers carefully, and make sure that you submit your answers in the format indicated by the question.
- Please also double-check all the spelling and formatting of your responses, as it will be directly transferred into the show program that way!
- In the question marked County/Unit, please only indicate the name of your county/unit. **DO NOT include "County" in your answer.**
- Once you submit your answers, you will not be able to change your answers. If you feel that you have entered something incorrectly, please call the State 4-H Horse Office and let them know. **DO NOT** go back into the survey and re-enter all your information. If duplicate entries are received, you will risk having the correct information deleted.
- **You can declare up to 5 horses online.** If you need to declare more than 5 horses for the State Show, please call the State Office and let them know. **DO NOT** go in and complete a second entry to declare more than 5 horses.
- **In order to be eligible to attend the State 4-H Championship Horse & Pony Show:**
 - **4-H youth must declare 4-H Project Horse(s) online no later than May 1st, 2022.**
 - **4-H youth must also submit a hard copy of declaration forms to their county extension office and have the county agent sign them prior to May 1st, 2022.**

Scholarships Opportunity

SEDR2 Horse Council offers scholarships for graduating seniors of SED Region 2 for participation in 4-H activities. Applications are due June 1, 2022, to Gloucester Extension Office. Go to the Southeast District website (<http://sedr2hc.wordpress.com/>) for applications. You will need a reference letter from your leader and have your form approved by your extension agent.

Chairman's Letter

Dear 4-H Members and Parents:

Thanks to all the hard work from extension agents, 4-H leaders, and volunteers, for the 2022 SEDR2 4-H Horse Show. Hopefully, this year, weather will be on our side. We really appreciate all the hard work that is put forth by everyone on the Committee and the work of the volunteers during our district's show. We could not do it without that help. **We can always use more volunteers with the show.** Please sign up if willing to help.

We will keep the ruling of a riding class and showmanship for everyone unless there are circumstances that need consideration on this. Call and we will discuss it. Leaders need to see members ride and members need the experience to be in the ring with other riders especially ones going to State. If there is a hardship case where rider or horse cannot perform a riding class to qualify, that will be considered. Need to let me know the reason and it can be approved for just fitting & showmanship class. The reason for this is that 4-H will be using horsemanship skills testing for riders. You need to be able to handle your horse on the ground as well as in the saddle. This will give you valuable experience for state and other shows. Gymkhana division will have its own showmanship class. Those riders only need to show in their gymkhana clothes. They need not go to the expense of buying fancy outfits or halters, but their clothes & halter should be clean & good, working condition.

Since members wanting to participate in trail class at state need to do this at a show, we will have a trail class on both days. Time will be announced day of show. We will have a trail class going for a time for members to compete between their other classes. Trail Class does not count in any championship at this show but will be placed 1st through 6th. An open driving class will also be available for those interested. Why not practice for State? Costume classes will be available on both days, also.

We will add a Novice Division for Hunter and Western that reflects the State Show's classes.. This will consist of showmanship (choose one), walk jog/trot, equitation classes. No lope/canter required. Cannot take horse ridden in this division in other division. **Adding an X-Rail Hunter division this year – horse/pony, Jr./Sr., cannot enter other over fence classes.**

To help members practice for Showmanship classes Junior, and Senior patterns for both days are at the back of this book. This will be the first go pattern. Judges will post 2nd go pattern after placing the 1st go. Reining Pattern #8 is also at the back of the book.

We are offering Southeast District (Region 2) 4-H Horse Show T-shirts for sale displaying the winning T-shirt design for 2022 design on back. (Last year's design is on the cover of this program book.) Shirts must be ordered using the form in the back of the book and turned in with your entry. Some will be available at the show.

The show gates will open at 7:30 a.m. and the show will start at 9:00 a.m. with both junior and senior showmanship classes running at the same time.

We will have Championship Divisions to be awarded to the Champions and Reserve Champions. First place in classes will receive a prize with the blue ribbon in each class. Members can show two horses at the State Horse Show. Both will have to be declared and qualified. If you need to do this at the district show, we will do whatever we can do within reason to help you achieve your goals. You can qualify up to five horses but we cannot hold up the show for you to get to classes so you may need to decide which classes with what horse you will compete.

Also, 9-year-olds (as of September 30, 2022) will be able to attend State Show. Will need to qualify and pass horsemanship skills testing.

On the entry form, each horse must have its own entry. You can sign up for one division plus miscellaneous classes for each horse. **You can go in other divisions if you wish but it will be an additional \$45.00.** If you bring two horses for the same division, you cannot ride two horses in a class where everyone shows at the same time. You will have to choose which horse. If you win blue for both horses in showmanship, you will need to choose which horse goes back for 2nd call. You can show both days, but it will have its own entry fee. You will need to choose the division you are competing in. Member's entry fee includes one division and miscellaneous classes. Circle only the classes in that Division that you plan to enter. Riders must report to the Paddock Master, in person, immediately prior to any class in which they intend to compete. Riders who are not on hand and registered with the Paddock Master when the class begins will be automatically scratched. **Be on time if you want to compete.** The changes were implemented to encourage greater show participation and enhance show management and move the show more smoothly.

Once you have entered, you do not have to show any papers to receive your show numbers, which will be handed out at the show gate as you arrive. Remember, you are required to keep your Coggins available for inspection by the State Veterinarian wherever you go. If your entry forms have problems, we will notify you prior to the show and if it can be corrected prior to the show, we will. If not, you will have to report to the Show Secretary's booth to resolve the problem before receiving your show number.

Good luck to all participants! May you have a fun day and ride tall in the saddle or stand tall by the mini. *Sandra Dowdy* (Pinky) Show Chairman (email pinkydbr@comcast.net; 804-795-1424, Fax: 804-795-1105)

SHOW PERSONNEL

2022 Southeast District Region 2 Show and Advisory Committee

Show Chairman.....	Sandra Dowdy
Show Secretary.....	Jennifer Dowdy-Panten
Assistant Chairmen	Beth Jones – Hunter Day
Assistant Secretary.....	Zuleika Hedrick
Sponsors & Vendors	Meredith Brown
Announcers.....	Laura Beach, Rachel Buehren, others
Concession.....	Sat.-Babbs Food On the Move; Sun.-Wrapperz delite
Show Photographer.....	Amanda Sheffler – Company name?
Judge Coordinator.....	Tricia Bartoo
Jump and Ring Equipment.....	Volunteers
Personnel Coordinator.....	Laura Beach
Ribbons & Awards.....	Lanette Currier, Beth Jones
Advisors.....	Krista Gustafson
Silent Auction	Zuleika Hedrick
2022 State Committee Representatives	
Lanette Currier, Laura Beach	
ALTERNATE: Sandra Dowdy	

Southeast District Region 2 Show Committee:

Krista Gustafson*	Lanette Currier*
Sandra Dowdy*	Meredith Brown
Jennifer Dowdy-Panten*	Zuleika Hedrick
John Jones*	Laura Beach*
Beth Jones*	

*District Horse Show Board Member

CONTACTS FOR TECHNICAL QUESTIONS:

Hunter Pleasure & Hunter

Over Fences	Beth Jones	804-366-1099	horseyobsession@hotmail.com
Walking/Gaited	Lanette Currier	757-209-4590	lanettec@gmail.com
Gymkhana	Wendy Dowdy	804-921-1248	w.dowdy@comcast.net
Mini	Tricia Bartoo	804-833-4855	cheeryacresminis@yahoo.com
Reining & Western	Jennifer Panten	804-651-9222	Jenpanten@comcast.net
Show Chairman	Sandra Dowdy	804-795-1424	pinkydbr@comcast.net
Fax: 804-795-1105 Show Days 804-389-6683			

Web Site: <http://sedr2hc.wordpress.com/>

Congratulations to Our 2021 Champions and Reserve Champions

Hunter Pleasure Pony, Junior Rider

Champion 309 – Mary Young, Afonwen Rihanna Steel Your Heart, Gloucester
Reserve Champion 300 – Meredith Rula, My Lucky Penny, Buckingham

Hunter Pleasure Pony, Senior Rider

Champion 321 – Chloe Johnston, Magnolia's Majesty, Henrico
Reserve Champion 317 – Sydney Waldrop, A Step Above, Hanover

Hunter Pleasure Horse, Junior Rider

Champion 336 – Madelynn Swaney, Just Jake, James City
Reserve Champion 335 – Emma Swaney, The Lone Ranger, James City

Hunter Pleasure Horse, Freshman Senior Rider (Ages 14-16)

Champion 332 – Adeline Miller, Ezeikel THF, James City
Reserve Champion 342 – Kelly Davenport, This Hotrods A Hobby, Orange

Hunter Pleasure Horse, Senior Rider (Ages 17-19)

Champion 311 – Josie Adsit, To Good To Be Gray, Hanover
Reserve Champion 312 – Ella Cable, Living First Class, Hanover

Hunter Pony Over Fences, Junior Rider

Champion 329 – Jessica Gulden, Smallwood Splash, James City
Reserve Champion 307 – Mary Young, Benlea Swizzlestick, Gloucester

Hunter Pony Over Fences, Senior Rider

Champion 328 – Adair Gifford, Uncatchable, James City
Reserve Champion 308 – Katherine Young, Benlea Swizzlestick, Gloucester

Hunter Horse Over Fences, Junior Rider

None

Hunter Horse Over Fences, Senior Rider

Champion 330 – Hannah Howard, Liberty Z, James City
Reserve Champion 325 – Elizabeth Campbell, Monticello, James City

Hunter - Novice

Champion 327 – Libby Durbin, Valerina's, James City
Reserve Champion 334 – Isla Schatzel, Mr. Dusty Gold Bars, James City

Saddle Seat

None

Country Pleasure Horse

None

Western Pleasure Pony, Junior Rider

Champion 238 – Hannah Terry, Poco Left Twist, King George
Reserve Champion 234 – Shaelyn Elchenko, Ms An Zips Las Dance, King George

Western Pleasure Pony, Senior Rider

None

Western Pleasure Horse, Junior Rider

Champion 211 – Ainsley Davis, Sure Soxy, Hanover

Reserve Champion 201 – Braydon James, Cinnamon, Chesterfield

Western Pleasure Horse, Senior Rider

Champion 210 – Evie Bradford, Mack's Good Leaguer, Hanover

Reserve Champion 246 – McKinley Capehart, Special Mechanic, Henrico

Western Novice

Champion 228 – Leah Parrish, Rosie, Henrico

Gymkhana Pony, Junior Rider

Champion 208 – Hailey Blackstone, Repeat the Glory, Hanover

Reserve Champion 205 – Katie Hawks, Rearing for the Stars, Dinwiddie

Gymkhana Pony, Senior Rider

Champion 237 – Annebelle Tenney, Ruby, King George

Reserve Champion 241 – Kyra Pantos, Catch Me If You Can, Powhatan

Gymkhana Horse, Junior Rider

Champion 209 – Hailey Blackstone, MS Skipper Leo Bar, Hanover

Reserve Champion 213 – Jacey Dennison, PSU Cee Jenny Slide, Hanover

Gymkhana Horse, Senior Rider

Champion 233 – Addison Smith, Starbert Poco Disco, James City

Reserve Champion 220 – Anna Nuckols, Patch, Hanover

Miniature Horse, Junior

Champion 216 – Cori Gabello, Sparky, Hanover

Reserve Champion 244 – Yelana Tuckwiller, Adonis Blaze of Glory, Henrico

Miniature Horse, Senior

Champion 226 – Meadow Chandler, Gottaways Coco Bay, Henrico

Reserve Champion 206 – Zoe Kovacs, Jitterbug, Fauquier

Driving

Champion 207 – Zoe Kovacs, Thunder, Fauquier

Reserve Champion 206 – Zoe Kovacs, Jitterbug, Fauquier

4-H Horse and Pony Project Objectives

The purpose of this project is to help 4-H club members to:

- Develop leadership, initiative, self-reliance, sportsmanship, and other desirable character traits.
- Experience the pride and responsibility of owning a horse or pony and receive training in its care, feeding, management and related costs.
- Appreciate horseback riding as a healthy and wholesome form of recreation.
- Develop skill in horsemanship and patience and understanding in handling horses and ponies.
- Gain knowledge of safety precautions to prevent injuries to themselves, others and their mounts.
- Develop greater love for animals and a humane attitude toward them.
- Prepare for citizenship responsibility by working together in groups and supporting community horse projects and activities.

THE 4-H HORSE PLEDGE

I pledge:

“My head to clearer thinking.”

Working with animals provides mental relaxation from school studies and stimulates quick thinking and alertness.

“My heart to greater loyalty.”

The close bond that develops between a horse and rider and among young people working together toward a common goal brings about a deepening sense of loyalty and consideration for others.

“My hands to larger service.”

Skillful hands are a must for a rider. It is the touch of the hands on the reins that telegraphs the rider’s wishes to his or her mount.

“My health to better living.”

Outdoor activities affect every nerve and muscle in the body in a healthful way.

“For my club, my community, my country and my world.”

The varied activities in 4-H club work provide many opportunities for young people to prepare themselves for active participation in the life of their community.

RULES AND REGULATIONS

PLEASE READ ALL RULES AND REGULATIONS CAREFULLY

GENERAL RULES AND REGULATIONS

The show's purpose is educational emphasis on sportsmanship, showmanship, safety, and equitation. This event is open to all 4-H youth meeting the show requirements. All exhibitors must be bona fide members of a 4-H horse and pony project in Virginia. The 4-H project year is October 1 through September 30. Members must be enrolled in the unit from which they entered.

Each entry form must be signed by the 4-H member (exhibitor), parent (or legal guardian), 4-H leader, and extension agent.

Signing of the entry form by the member (exhibitor), parent (or guardian) and 4-H leader indicates the following:

- They read and understood the show rules, regulations and procedures.
- They agree to comply with all show rules, regulations and procedures without protest of any nature.
- Failure to comply with rules; discourtesy toward any show official, volunteer, or other attendees; or mistreatment of animals may result in ejection from the show, disqualification and forfeiture of all prizes and awards won, and/or disqualification from showing in future 4-H shows.
- All judges' decisions are final. Any protests about classes, championships, riders or horses must be in writing by a 4-H member prior to end show day. After that, it is final. Comments or suggestions are welcome to the SEDR2 4-H Horse Council.
- All Show Board decisions are final and without further recourse.
- Polite discussions of the show rules and procedures are permissible at such time(s) as the Show Board deems appropriate.

Seniors can show two horses at the 2022 State Show this year. Juniors who have previously shown at State Show can show two horses.

Each 4-H member MUST have a designated adult supervisor. An adult may not supervise more than 5 members. The adult supervisors will be held responsible for the truthfulness of the entry (entering the project animal and not one of similar appearance) and for the conduct of their 4-H members.

Properly fitted safety helmets with permanently attached harness will be required for exhibitors in all classes except Showmanship. Helmets will be checked at the gates for proper fitting for the safety of riders.

Exhibitors must not be attached in any manner to the horse or saddle.

Exhibitors must always wear their show numbers on their back when they are mounted – both in the ring and in any exercise area or while being led to and from such areas by an adult.

No schooling in show ring before the show. You will have schooling time.

Riding is only allowed in the show or exercise ring.

An adult must accompany all exhibitors who ride in the exercise area. No trainers, parents or other non-exhibitors are allowed to be mounted or school horses during the show. Exhibitors may only mount their own officially entered show animal(s).

Exhibitors mounted outside of the rings must be led by an adult.

No lunging is allowed in the exercise area. Lunging will be permitted in a designated area – check for exact location.

Only authorized personnel will be allowed in the rings.

In all classes that require individual work, the class will be run in numeric order from lowest to highest show number. If an exhibitor is not ready to perform when his or her number is called, that exhibitor will be considered a “no show.” Rider (only the rider) must check in with the Paddock Master prior to the start of a class.

Tack changes must be brought to the attention of the show booth (preferably in writing) at least three classes prior to the class where a tack change is needed. You will be allowed a three-minute tack change. Please use this sparingly to help move the show along.

Judges will be asked to give oral reasons for placing ribbon winners of each class. This will be optional with the judge.

To win champion or reserve champion for a division, member must participate in all classes in that division.

The district show committee reserves the right to cancel, combine or divide any class.

Checks returned will carry a \$50.00 fee and member will not be allowed to participate if check is returned. Cash will have to be received at the show for member to participate if check is returned from bank.

Gates will open at 7:30 a.m. No entry is permitted prior to gates opening.

No stabling is available. The parking attendant will provide parking instructions when you arrive.

Camping is not permitted. No horse washing is allowed.

HORSES and PONIES

1. **Mares with foals and stallions are NOT allowed.**
2. The horse must be the project animal of the 4-H member (**Exceptional Rider entrants, see page 18**). It may be owned or leased. The project is open to all breeds and types of horses, ponies, mules, and donkeys. **The animal must be under the exhibitor's care for at least 30 days prior to the District Qualifying Horse Show.**
3. A general health certificate will not be required, but horses must be healthy and serviceably sound. Agents and leaders are encouraged to check the horses and ponies from their counties. All horses will be subject to inspection by a veterinarian to comply with federal, state and VHSA regulations concerning scoring, drugs and cruelty to animals.
4. **All animals must have a negative Coggins report for Equine Infectious Anemia (EIA) dated within 12 months of the show date. Exhibitors must always have their original Coggins paperwork with their horse(s) at all times.** Uncertified horses, or horses whose certification indicates a health hazard, are not permitted on the show grounds. Only Exhibitors' horses being shown are allowed on show grounds. Please note that altering or falsifying a Coggins is a Class I misdemeanor and the State Vets office is hugely successful in prosecuting these for a fine that goes back to the county funds.
5. Two members of the same family (siblings) may show one animal, but this must be their 4-H project horse. The horse may be shown only one time in each class for which it is eligible with the exception of Hunter over Fences, Gymkhana, Miniature classes, and Reining.
6. **SIZE OF HORSE OR PONY**
 - Hunter Horse Over 14.2 hands
 - Hunter Pony 14.2 hands and under
 - Western Horse Over 14.2 hands
 - Western Pony 14.2 hands and under
 - Walking Horse/Pony No size requirements
 - Hunter Pleasure Horse Over 14.2 hands
 - Hunter Pleasure Pony 14.2 hands and under
 - Miniatures 40" and under for mini

EXHIBITORS

1. **AGE CATEGORIES**

Juniors: exhibitors 9 – 13 years old on or before September 30, 2022.

Freshmen Seniors: exhibitors 14 –16 years old on or before September 30, 2022.

Seniors: exhibitors 17 – 19 years old on or before September 30, 2022.

Ineligible: Members who are 19 years or older on January 1, 2022, are not eligible for the 2022 Southeast District Region 2 Show.

2. Unit selection chairpersons and extension agents should verify all ages before approving entries, inspecting birth certificates if appropriate.
3. Exhibitors must have a completed (includes all signatures) valid Virginia 4-H Horse Project Measurement Card. If you need your horse measured and cannot before District, it can be measured then and a card issued.
4. Exhibitors must be attired appropriately. Exhibitors are responsible for reading and knowing the VHSA and SEDR2 District 4-H show rules for classes in which they will be showing. Exhibitors also must adhere to SED Region 2 dress code.
5. Exhibitors/horse combination can only qualify once but can participate in multiple qualifying events. This includes the 4-H member and the animal. Members may enter more than one horse in the Southeast District Region 2 Show. Qualifying is the act of the 4-H member taking the project animal into the ring under the eye of the judge and completing the class. The exhibitor must complete the entire class to qualify for State; for example, if an exhibitor is given blue Danish in Fitting & Showmanship, he or she must return for the final placing of this class to complete the class. Since members can show two horses this year at state, you must choose which horse (if you receive blue on both horses) goes back for final placing. Members cannot show two horses in the same equitation class. **If you bring multi horses, each horse must be shown under showmanship and at least one riding class.**
6. All exhibitors should have an accident/medical insurance policy. The policy number and name should be listed on the medical form with the show entry. **The show will NOT provide insurance.**
7. Member needs to adhere to dress code: shoes or boots (no sandals, no open toe shoe), exhibitor must have boots with heels, no sports bra or underwear should be seen, no bare midriiffs, strapless or spaghetti strap shirts, attire with messages or illustrations that are lewd, indecent, or vulgar or that advertise any product or service not permitted by law to minors; pants with cut out areas showing parts of the body above the knee (no larger than a quarter). Judges have mentioned repeatedly that jeans with holes, tears, rips, etc. are disrespectful to the judge and the show. The judge can disqualify you for this.

ENTRY PROCEDURES

1. A valid entry requires all **SIX** of the following items plus a doctor's note for Exceptional Rider Class Entrants (see page 21). **PLEASE PUT COUNTY ON ALL CORRESPONDENCE OR PAPERS:**
 - **Entry form** for State 4-H Qualifying Horse Show found in the back of this booklet, with all required entries and signatures. **(DO NOT ENCLOSE ELIGIBILITY FORMS, PROJECT BOOK OR ANY OTHER PAPERS THAN THOSE REQUESTED.)**
 - **Health History Report** with all required entries and signatures.
Go to https://www.pubs.ext.vt.edu/content/dam/pubs_ext_vt_edu/388/388-906/4H-924.pdf
 - **VPI &SU Equine Release, Waiver, & Indemnification.** Download a copy of this form, sign it & return with entry. https://www.pubs.ext.vt.edu/content/dam/pubs_ext_vt_edu/388/388-035/4H-902.pdf
 - **Photocopy of valid 4-H measurement card** (please put-on full-size paper) for horse with parents or guardian's signature and date in BLUE INK certifying it is a true copy.
 - **Photocopy of a negative Coggins** report for EIA dated within 12 months of the show with parents or guardian's signature and date in BLUE INK certifying it is a true copy. Please note that altering or falsifying a Coggins is a Class I misdemeanor and the State Vets office is hugely successful in prosecuting these for a fine that goes back to the county funds. If a current Coggins is not available at time entry is sent, it can be sent later or brought to the show. Rider cannot compete without current Coggins.
 - **Check for \$45** payable as follows:
SOUTHEAST DISTRICT REGION 2 4-H HORSE SHOW.
 - **State Horse Show Book can be found on State 4-H site.**
2. Each entry (horse & rider) requires a separate \$45 check (please include your shirt order fee with this check if ordering t-shirts). **Please write a separate check for each horse.**
3. Exhibitors must deliver completed entry materials to your extension office on the date set by the office, which must be BEFORE the date below. After submission by the 4-H member, the **extension agent is responsible for mailing the entry, which must be postmarked by April 25, 2022**, to the Show Chairman. The agent should include a **cover letter providing an alphabetical listing of all entrants**. The Show Secretary will direct any inquiries about entry errors, omissions, or veracity to the respective extension agent.
4. The Show Chairman's mailing address is as follows:
Sandra Dowdy
4224 Darbytown Road
Richmond, VA 23231
Phone: 804-795-1424 email: pinkydr@comcast.net
5. To receive a **refund for a scratched** entry from the show, notify the Show Chairman **in writing by midnight, May 19, 2022**. Scratching an event is final. No additional entering of classes is permitted after the deadline.
6. **Entry numbers will be distributed daily at gate starting at 7:30 a.m. (after 9:00 a.m. report to the show booth).** Show numbers entries with problems will be held at the Show Secretary's booth. Parking will be directed so we can park in an orderly manner. Trailers to left of drive. Extra cars on right.

STATE (NOT DISTRICT) SHOW ENTRY PROCEDURES

1. Each district will offer a State Qualifying Show for entry to the Virginia State 4-H Horse Show. Obtaining dates, rules and entry forms is the responsibility of the exhibitor. Rules and operations of the district show are handled entirely by the district under the ultimate supervision of the District Show Board. Exhibitors are responsible for knowing the rule differences between District and State.
2. After the district show, the District Show Secretary will send a list of all qualifying entries to the State Show Secretary. This list will include the name of the exhibitor, name of his or her animal(s) and extension unit.
3. **The animals entered for the State show must be the same horse that the exhibitor qualified at District or other qualifying events; substitutions are NOT permitted.**
4. Declaration/Eligibility form must be filed with your Extension Office before May 1, 2022. Leader or member (club decision) needs to enroll member's horses on line before May 1. You cannot show at State without this enrollment. Forms are available on State 4-H web site or contact your Extension Agent.

Standards for 4-H Southeast District Region 2 Horse Show

Approved by Committee on 10/18/06:

Member must be enrolled by February 1 in an active, chartered club or lone star. Member needs to stay in club for a year. January – September will be considered a year. A transfer sheet outlining members activities should accompany member to new club so new club leader will know 4-H activities of member.

Prior to being qualified for **state (not district)** 4-H member must attend at least 2 shows or clinics (as long as rider/horse combination actively participates at the clinic). This can be district show, other show, horsemanship training, camps, clinics, etc. This is to establish the safety of rider and horse and expose the horse to other horses in a ring. The safety of horse & rider combination needs to be approved by the club leader before the extension agent can sign their entry form to the State Horse Show.

To show at the State Show member must qualify by passing Horsemanship Skills Testing Levels 1 and 2. This must be done before State Show Entry is due. A list of members passing Levels 1 & 2 will be posted. After evaluation, please check to make sure your name & horse are correct. A list of evaluators is listed on state site. Member must make arrangements for their testing.

Prior to State Horse Show entry date, member must participate in at least one 4-H contest other than the district horse show (i.e., public speaking, presentation, hippology, horse bowl, fashion revue, share the fun). Horse Project Record Books must be up-to-date and checked by leader or agent.

Member must attend 70% of club meetings and activities.

Member must adhere to dress code: shoes or boots (no sandals, no open toe shoe), exhibitor must have boots with heels, no sports bra or underwear should be seen, no bare midriffs, strapless or spaghetti strap shirts, attire with messages or illustrations that are lewd, indecent or vulgar or that advertise any product or service not permitted by law to minors; no pants with cut out areas showing parts of the body above the knee (no larger than a quarter).

CHAMPIONSHIP DIVISIONS

IN ORDER TO WIN A DIVISION, MEMBER MUST COMPETE IN ALL CLASSES IN DIVISION

SATURDAY, MAY 21, 2022 - Classes

Western Pony, Junior Rider (5 20 29)
Western Pony, Senior Rider (6 19 28)
Western Horse, Junior Rider (5 22 31)
Western Horse, Senior Rider (6 21 30)
Gymkhana Pony, Junior Rider (3 9 24 33)
Gymkhana Pony, Senior Rider (4 8 23 32)
Gymkhana Horse, Junior Rider (3 11 26 35)
Gymkhana Horse, Senior Rider (4 10 25 34)
Saddle Seat Junior (1 12 15) Senior (2 12 15)
Country Pleasure Junior (1 13 16) Senior (2 13 16)
Walking/Gaited Horse Junior (1 14 17) Senior (2 14 17)
Miniature Horse - Junior (37 39 41 41A) Senior (36 38 40 40A)
Driving – 42 or 43, 44, 45
Reining – Junior 3 or 5, 48 50) Senior (4 or 6, 47 49)
Reining & Ranch can do Western or Gymkhana Showmanship, choose one
Ranch Horse – showmanship Jr. 3 or 5; Sr. 4 or 6 51 52
Novice Western – one showmanship (1-6) 18 27

Judges: Alice Barlow
Anne Guard

SUNDAY, MAY 22, 2022 – Classes

Hunter Pony Over Fences, Junior Rider (54 57 59 61)
Hunter Pony Over Fences, Senior Rider (55 56 58 60)
Hunter Horse Over Fences, Junior Rider (54 62 64 66)
Hunter Horse Over Fences, Senior Rider (55 63 65 67)
X-Rail Hunter, Horse/Pony, Jr./Sr., 68, 69, 70 + showmanship either 54 or 55
Novice Hunter – one showmanship (54, 55, 71 72 73) 75 81
Hunter Pleasure Pony, Junior Rider (71 77 83)
Hunter Pleasure Pony, Senior Rider (72/73 76 82)
Hunter Pleasure Horse, Junior Rider (71 80 86)
Hunter Pleasure Horse, Freshman Senior Rider (Ages 14-16) - (72 79 85)
Hunter Pleasure Horse, Senior Rider (Ages 17-19) (73 78 84)

Judges: Megan Wilson-Bost
Tricia Bartoo

Non-Pointed Classes

Exception Rider – Saturday – 7; Sunday - 74
Costume Classes – Saturday - 53; Sunday – 87 (cash or gift certificate)
Trail Class – Saturday – 46; Sunday – 88

SKILLS TESTING 2 WILL BE ADDED TO END OF SHOW SATURDAY AND SUNDAY (IF CHECKED ON ENTRY FORM). MUST HAVE ALREADY PASSED SKILLS TESTING 1.

CHAMPIONSHIP POINTS and AWARDS

Points Awarded Based on Place & Number of Class Entries

PLACE	Number of Entries In Class					
	6+	5	4	3	2	1
1	6 points	5 points	4 points	3 points	2 points	1 point
2	5 points	4 points	3 points	2 points	1 point	
3	4 points	3 points	2 points	1 point		
4	3 points	2 points	1 point			
5	2 points	1 point				
6	1 point					

AWARDS

Classes: Ribbons for 1st through 6th, plus a gift for first

Championship Divisions: Champion – Trophy & Ribbon
Reserve Champion – Ribbon

In order to receive champion/reserve champion, member must enter all classes in their division.

Trail Class: Ribbons for 1st through 6th, plus a prize for first

Costume Classes: Ribbons for 1st through 6th, plus 1st & 2nd Places will be cash or gift certificates

TIE-BREAKER: Will be by hack off only. A rider who does not participate in tiebreaker will lose eligibility for the contested award. It is the rider's responsibility to listen for ties and be ready for hack off. Failure to respond to call or hack off, tie will go to other rider. All protests must be made in writing by 4-H member day of show.

Seeking sponsorships for championship divisions. \$25.00 per championship and it will be announced and posted at show.

SHOW SCHEDULE - SATURDAY, MAY 21, 2022

1. Junior English Showmanship, 9 – 13 years
2. Senior English Showmanship, 14-19 years
3. Gymkhana Jr. Showmanship, 9 – 13 years
4. Gymkhana Sr. Showmanship, 14 –19 years
5. Jr. Western Showmanship, 9 – 13 years
6. Senior Western Showmanship, 14 – 19 years
7. Exceptional Rider
8. Cloverleaf Barrel Race, Pony, Senior Rider
9. Cloverleaf Barrel Race, Pony, Junior Rider
10. Cloverleaf Barrel Race, Horse, Senior Rider
11. Cloverleaf Barrel Race, Horse, Junior Rider
12. English Pleasure
13. Country Pleasure
14. Walking/Gaited Pleasure
15. Saddle-Seat Equitation
16. Country Pleasure Equitation
17. Walking/Gaited Equitation
18. Novice Walk/Jog (no lope) Junior & Senior (will divide w/ 5 or more entries)
19. Western Pleasure Pony, Senior Rider
20. Western Pleasure Pony, Junior Rider
21. Western Pleasure Horse, Senior Rider
22. Western Pleasure Horse, Junior Rider
23. Pole Bending, Pony, Senior Rider
24. Pole Bending, Pony, Junior Rider
25. Pole Bending, Horse, Senior Rider
26. Pole Bending, Horse, Junior Rider
27. Novice Walk/Jog Equitation (no lope) Junior & Senior (will divide w/ 5 or more entries)
28. Stock Seat Equitation, Pony, Senior Rider
29. Stock Seat Equitation, Pony, Junior Rider
30. Stock Seat Equitation, Horse, Senior Rider
31. Stock Seat Equitation, Horse, Junior Rider
32. Texas Barrels, Pony, Senior Rider
33. Texas Barrels, Pony, Junior Rider
34. Texas Barrels, Horse, Senior Rider
35. Texas Barrels, Horse, Junior Rider
- Miniature Horse & Show Pony Showmanship
- Miniature Horse & Show Pony Obstacle Course
- Miniature Horse & Show Pony, Hunter
- Miniature Versatility Class (jumping & obstacle)
- Miniature Horse & Show Pony, Driving
44. Open Driving Class (will be divided into Junior & Senior Divisions w/ 5 or more entries)
45. Driving Reinsmanship (mini & open) Junior & Senior
46. Trail Class, Junior & Senior (to be run from 2:00–3:00 for those who wish to enter. Check in with paddock master when available.)
47. Reining Class, Senior (Pattern) will be announced when running
48. Reining Class, Junior (Pattern)
49. Reining Class, Free Style, Senior
50. Reining Class, Free Style, Junior
51. Ranch Riding, Walk/Jog/Lope (depending on entries – may be divided into junior/senior)
52. Ranch Riding, Pattern (depending on entries – may be divided into junior/senior)
53. Costume – Junior & Senior

Classes 1 & 2 will start at 9:00 a.m.

Gymkhana (gymkhana exhibitors can show in gymkhana clothes, with nylon or leather halter & lead)

Note: Mini Classes will be done after Fitting & Showmanship Classes in Green Ring. Please listen for call.

Costume class time will be announced day of show.

SHOW SCHEDULE - SUNDAY, MAY 22, 2022

Showmanship classes 54 & 55 need to be ready at 9:00 a.m.

Note: Schooling over fences will take place after Class 2. Five riders will be allowed in the ring at one time, called by class & rider number. Please be alert: Exhibitors who miss their schooling time will not be allowed in at a later time.

54. Junior Hunter Over Fences Showmanship, 9 – 13 years
55. Senior Hunter Over Fences Showmanship, 14 – 19 years
56. Hunter Pony Over Fences, Senior Rider
57. Hunter Pony Over Fences, Junior Rider
58. Hunt Seat Equitation Over Fences, Pony, Senior Rider
59. Hunt Seat Equitation Over Fences, Pony, Junior Rider
60. Regular Working Hunter Ponies Under Saddle (on flat), Senior Rider
61. Regular Working Hunter Ponies Under Saddle (on flat), Junior Rider
- c
63. Hunter Horse Over Fences, Senior Rider
64. Hunt Seat Equitation Over Fences, Horse, Junior Rider
65. Hunt Seat Equitation Over Fences, Horse, Senior Rider
66. Regular Working Hunter Horses Under Saddle (on flat), Junior Rider
67. Regular Working Hunter Horses Under Saddle (on flat), Senior Rider
68. X-Rail, Course A
69. X-Rail, Course B
70. X-Rail, Undersaddle

Hunter on Flat: Will start as soon as jumping is over.

71. Junior Hunter Pleasure Showmanship, 9 – 13 years
72. Freshman Senior Hunter Pleasure Showmanship, 14 – 16 years
73. Senior Hunter Pleasure Showmanship, 17 – 19 years
74. Exceptional Rider
75. Novice Hunt Seat Equitation on Flat, Walk/Trot (no lope) Jr & Sr (will divide w/ 5 or more entries)
76. Hunt Seat Equitation on the Flat, Pony, Senior Rider
77. Hunt Seat Equitation on the Flat, Pony, Junior Rider
78. Hunt Seat Equitation on the Flat, Horse, Senior Rider (17 – 19)
79. Hunt Seat Equitation on the Flat, Horse, Freshman Senior Rider (14 – 16)
80. Hunt Seat Equitation on the Flat, Horse, Junior Rider
81. Novice Hunter Pleasure Walk/Trot (no lope) Jr & Sr (will divide w/ 5 or more entries)
82. Hunter Pleasure Pony, Senior Rider
83. Hunter Pleasure Pony, Junior Rider
84. Hunter Pleasure Horse, Senior Rider (17 – 19)
85. Hunter Pleasure Horse, Freshman Senior Rider (14 – 16)
86. Hunter Pleasure Horse, Junior Rider

CLASS 68 WILL START AS SOON AS 54-67 HAVE BEEN RUN

87. Costume, Junior & Senior **Costume classes time will be announced day of show.**
88. Trail Class, Junior & Senior Trail classes will be run during classes 72-78 when available

SKILLS TESTING 2 WILL BE ADDED TO END OF SHOW SATURDAY AND SUNDAY (IF CHECKED ON ENTRY FORM). MUST HAVE ALREADY PASSED SKILLS TESTING 1.

SHOW CLASSES

SHOWMANSHIP – PATTERNS FOR JUNIOR & SENIOR SHOWMANSHIP ARE FOR BOTH DAYS

Purpose	To show your animal to its best advantage.
Horse	The horse should be clean, well-groomed, and turned-out appropriately for its type. The horse should not be dirty or unsound and should not show signs of poor feeding or health problems. The horse's hooves should be clean and trimmed well, with proper shoes if shod. Clear or black hoof dressing is permitted. Fitting as such is not a judging criterion in the ring; however, the judge may use these guidelines at his or her discretion to award red or white Danish ribbons if an animal is obviously inadequately prepared. Conformation of the horse will NOT count in any judging of showmanship.
Exhibitor	The exhibitor should be neat, clean, well groomed, attentive, courteous, and should be wearing appropriate attire.
Western	TACK: Leather show halter and leather shank or any well-fitting halter with shank. Silver on halters will not count. EXHIBITOR: Western attire. No chaps. No whips or crops may be carried.
Hunter	TACK: Hunter-type bridle and bit of exhibitor's choice. In junior classes, braiding is optional. In senior classes, the mane must be braided. Braiding of tail is optional but recommended for seniors. EXHIBITOR: Proper hunt attire should be worn. No whips or crops may be carried.
English	TACK: Suitable bridle or halter. Curb bit to be used on Weymouth bridle and curb rein only on Pelham bit. Ribbons are optional and may be either clipped or braided into mane. EXHIBITOR: Saddle suit of matching coat and jodhpurs is recommended. Tie, hat and gloves required. No whips or crops may be carried.

SHOWING THE HORSE IN QUARTERS

1. The showman must always have an unobstructed view of the judge, must always be presenting the horse and must always know what his/her horse is doing.
2. If the judge is standing at the rear quarters of the horse, the showman must be on the same side of the horse as the judge.
3. If the judge is standing at the front quarters of the horse, the showman is on the opposite side of the horse as the judge.
4. In either case, the showman must keep the judge within his/her field of vision at all times and should never stand directly in front of the horse.

Regardless of where the judge stands in the ring, the exhibitor shall always lead the horse from the horse's left (near) side. All turns shall be to the right with the exhibitor walking to the right around the horse.

METHOD OF SHOWING

1. Walk, trot, stop, turn, back and pose your horse as directed by the judge or ring steward. Group classes should enter and go counterclockwise in the ring. Be alert and brisk.
2. Lead from the left (near) side of your horse with your right hand on the lead shank or bridle reins. Your right hand should be on the lead shank about eight to twelve inches from the halter. Method of holding the excessive lead shank is optional but hold it in your left hand in a safe manner. Passage of the shank through the halter is optional. When showing your horse at a walk, walk by its side – never directly in front of him. Its head should be about even with your shoulder. When moving, keep your horse's neck, head and body in a straight line and maintain precise control. Move it directly toward or away from the judge, unless the judge indicates that he or she wishes to see the horse from the side. Moves and returns should be in a straight line.

3. Show the horse with a shank short enough to assure maximum control and responsiveness from the horse. The exhibitor's basic position should allow the exhibitor to constantly see the horse's feet and to observe the judge and ring officials.
4. Never obstruct the view of the judge and do not stand directly in front of the horse. Keep your eye on both the judge and your horse.
5. Run by the left side of your horse when you are showing at the trot. The horse should move willingly toward or away from the judge with his head, neck, and body in a straight line. The horse should trot freely and fast and should be alert – with its head up but not too high.
6. When a particular show ring procedure being used by a judge requires a horse to be reversed, the exhibitor should turn the horse to the right. Turn in as small a space as possible and attempt to keep the horse's hind feet planted in one place while turning. All turns should be made naturally. Any turn should be made to the right.
7. Keep your horse posed at all times and know where the judge is and what he or she wants. A good showman always gives the judge the best view of his or her horse. You cannot change your horse's type and conformation, but you can improve its style and appearance. Make it easy for the judge to see your horse to its best advantage.
8. Keep your proper position in line and allow reasonable space (at least six feet) between your horse and the other horses. Never let your horse interfere with another horse.
9. Be alert when leading in a circle – observe the horse in front of you. Bumping a horse from the rear is a serious fault in showmanship and is very unsafe.
10. If asked to change positions in the line, back your horse out of the line and approach the new position from behind. Do not get too close to other horses.
11. Move easily, quietly and with confidence when showing your horse. Be courteous, respond promptly to directions and show good horsemanship at all times.
12. Do your showing with the lead shank or bridle rein. Do not touch your horse.
13. Pose your horse in a manner appropriate to the breed or discipline. Keep feet placed properly.
14. **Faults in showmanship:**
 - a. Failure to recognize and correct faults of the horse's position.
 - b. Visiting or conversing with other contestants in the arena during judging.
 - c. Kicking or placing the horse's leg into position (actual contact with horse's leg).
 - d. Failure of the horse to lead properly.
 - e. Failure to stop before turning when showing at the walk or trot.
 - f. Failure to back horse when necessary.
 - g. Loud voice commands to the horse.
 - h. Over showing through unnecessary actions.
 - i. Turning the horse in the wrong direction.
 - j. Blocking the judge's view of the horse.
 - k. Causing the judge to move to avoid being bumped or stepped on by the horse.
 - l. Improperly fitting equipment.
 - m. Standing directly in front of your horse.
 - n. Throwing dirt, etc. into the air to attract attention of your horse.
 - o. Unruly behavior or lack of control of your horse.
 - p. Failure to be prompt, alert and courteous or failure to respond to directions.
 - q. Failure to keep showing until the entire class has been placed or excused from the ring.

Class Procedure and Awards

1. Contestants in a class will first be evaluated on an individual basis. Each will individually enter the ring at a signal from the judge. This will be by numerical order from lowest to highest number. All contestants must be in line and individually perform the pattern in this book for their division.

At the end of their work, be awarded a blue, red or white Danish ribbon on the spot at the discretion of the judge. Judge will briefly explain on the spot any major faults to those who receive red and white Danish ribbons. Ringmaster will keep records by number of all Danish awards.

Be excused by the judge and promptly exit through the exit gate.

At the end of the first judging of each showmanship class, the judge will ask for all blue-ribbon winners in that class to enter the ring as a group. Only the blues will be called back. The judge will place the top blues 1st through 6th for each class. If there are no blues or less than six (6) blues, places will be limited to the number of blues available. Upon completing a second pattern (if required), each horse is to be kept in the ring and lined up by the ringmaster. Each horse is to be shown and judged in line until the class is placed and excused. On-line judging may be used in addition to the pattern. No comments or notes from the judge for a particular blue are necessary since all blues have met a high level of performance. The judge will be asked to give brief oral reasons in all showmanship classes.

Showmanship classes are to be judged 90% on showmanship and 10% on appearance of exhibitor in the ring. Conformation of the horse will not count.

Note: Exhibitor must complete the entire class to qualify for state. For example, if given a blue Danish, the exhibitor must return for the final placing of this class to complete class. Since senior members can show two horses this year at state, you must choose which horse (if you receive blue on both horses) goes back for final placing.

EXCEPTIONAL RIDER

Exceptional riders are youth with special riding needs. To register for these classes the participant must be enrolled in 4-H. Exceptional riders do not have to ride project horse unless they plan to qualify for the State Show. A doctor's note is required to indicate that the rider has none of the following medical/health issues.

- Disk problems
- Hemophilia
- Severe osteoporosis
- Lack of head control
- Insufficient trunk control for riding even with side walkers

A signed and dated doctor's note must be attached to the health history form.

Classes to be performed while mounted with the assistance of a leader and side walkers as needed.

Leaders and side walkers must be enrolled 4-H volunteers who are at least 14 years of age.

At a minimum all riders should be able to ask their horse to walk forward, halt and turn right and left.

All riders must control the horse at all gaits. Riders are expected to know proper spacing and how to obtain it. Additional elements may be added at the judge's discretion.

Riders will be judged on knowledge of basic riding positions for which they are striving and the ability to maintain position at halt and walk.

Tack must be well-fitted and conform to each horse and rider's needs. Special adaptive tack may be used where needed; riders shall not be attached in any way to the horse or saddle. Horses must be in good condition. Anyone mounted on a horse will wear full-harness protective headgear with chinstrap. Each entrant will be inspected for safety and appropriate tack.

EQUITATION

Riders shall use appropriate tack and attire for the respective sections, according to the current Virginia Horse Shows Association (VHSA) rulebook.

Stock Seat Equitation

Mounts to be ridden at a walk, jog and lope both ways of the ring. May be asked to back and stand for dismounting and mounting. Only horsemanship will count. Classes are to be judged on seat, hands, use of aids and general control. Classes are to be judged at the discretion of the judge.

Spurs and chaps are at judge's discretion.

Saddle Seat Equitation

Mounts to be ridden at a walk, trot and canter both ways of the ring. May be asked to back and stand for dismounting and mounting. Only horsemanship will count. Classes are to be judged on seat, hands, use of aids and general control. Individual workouts may be required at the discretion of the judge.

Hunt Seat Equitation on the Flat

Riders to show both ways of the ring at a walk, trot and canter. No jumping. Riders will be asked to back. Dismounting, mounting and other individual tests are at the discretion of the judge. Only horsemanship will count. Classes are to be judged on seat, hands, use of aids and general control. Rider can only show one horse before judge in equitation class. No martingales.

Hunt Seat Equitation Over Fences

Classes are to be judged on seat, hands, use of aids and general control over fences. Course is to be posted on day of show. Rider can only show one horse before judge in equitation class.

X-Rail Hunter

To be judged as a hunter division. Full course of 18" x-rails. Open to horses and ponies, Jr. & Sr. riders. Will be judged together. Horse/rider combinations may not enter any other over fences classes.

Country Pleasure Equitation

Equitation is the art of horsemanship. The rider must demonstrate the ability to influence the horse to perform properly and to smoothly execute gaits and commands. In addition the rider must demonstrate an elegant and correct seat. The performance of the rider is paramount. The horse is to be considered as a factor only when its performance reflects a lack of ability or control on the part of the rider. This is a two gaited class: working walk and a second intermediate gait of choice.

Walking/Gaited Horse Equitation

Riders are to show at a flat walk, running walk, and a canter both ways of the ring. May be asked to back and stand for dismounting and mounting. Only horsemanship will count. Classes are to be judged on seat, hands, use of aids and general control. Tack and attire are English (saddle seat).

HUNTER

Hunter horses and ponies are to be shown in proper hunter tack and attire, according to the current VHSA rulebook. Judge may allow coats to be removed on a hot day. Approved safety headgear (fastened) is required for all classes. Hunting soundness required. Conformation is not considered except where designated. Judged on manners, suitability, performance, and way of going unless otherwise designated. Obstacles in over-fences classes can consist of brush, gates, coops, and post-and-rails. All fences will have a ground pole, except coops.

Hunter Over Fences Courses will be posted. Ponies will jump 2'0" and horses will jump 2'6". Schooling will be for ponies first and by posted order. It is the rider's responsibility to check the order of go upon arriving at the show. Horses will later have their schooling time, again by posted order. Schooling will begin as soon as Over the Fences Fitting & Showmanship classes are finished.

Regular Working Hunter Horses/Ponies Under Saddle (on flat): To be shown at a walk, trot and canter both ways of the ring. At least eight horses, if available, are required to hand gallop collectively one way of the ring, but never more than eight at one time. To be penalized for being on the wrong lead.

Ridden on a reasonably loose rein. To stand quietly and back easily. Horses shown in this division must go over fences to be eligible for this class. No martingales.

Hunter is to be shown at a walk, trot and canter both ways of the ring. To be penalized for being on the wrong lead. Horses are to be ridden on a reasonably loose rein and should be able to stand quietly and back easily. No martingales.

PLEASURE

Novice

Youth may only compete in these classes one year - per horse/rider combination. Youth may not have won a high point, champion or have been a classic champion in the past 3 years at the Virginia 4-H State Horse Show to be eligible for this class. Youth may not enter trail or gymkhana if they are competing in the Novice Walk/Trot Classes. Show Management reserves the right to combine the Junior and Senior classes into an All-Age Division if entries warrant it. Youth are not allowed to cross enter into another division or bring two horses. Novice will consist of walk/trot classes.

Hunter Pleasure

To be shown at a free walk, easy trot, long-striding easy canter (relaxed, natural head carriage and relatively loose reins) both ways of the ring. Horse should be able to stand quietly and back easily. To be judged on manners, performance, quality, and suitability to rider. Horses must be shown in proper hunter tack and attire according to the current VHSA rulebook. No saddle seat tack or attire permitted.

No Martingales.

English Pleasure

To be shown at a walk, trot and canter both ways of the ring, stand quietly and back readily. Classes judged on manners, performance, quality and suitability of rider. **No Martingales.** Loose rein on command, relatively loose rein throughout. Horses must be shown in proper English tack and attire, according to the current VHSA rulebook. No hunter tack or attire. Entries shall be plain shod as for trail and pleasure riding, ¼" pad permitted. Pads should not exceed ¼" anywhere measured.

Country Pleasure

Country Pleasure classes are two-gaited classes. The ideal country pleasure horse should reflect the name of the division. This should be the type of horse that you would like to ride if you were to go out to spend a day in the country. All horses will be asked to enter at a working walk. (A working walk is a slow four beat walk. The head and neck are lowered as the horse stretches into the rider's hand showing relaxation and acceptance of the bit. At the working walk, the horse is calm and relaxed. There is no need for restraint on the part of the rider and there is observable slack in the reins. This walk is also known as a dog walk.) Then, exhibitors will be asked for an intermediate gait of their choice. A smooth trotting horse must be considered evenly with any other intermediate gait. Horses must be relaxed, forward moving, and must display exceptional manners and responsiveness to the rider's commands. Horses must line up and stand quietly before being asked to back. The judge may request riders to mount and dismount while in the lineup. Country Pleasure horses should display an alert willing attitude. Excessive speed or animation that is not compatible with a "stroll in the country" must be severely penalized. English (saddle seat) or Western tack, equipment, and attire are acceptable, but tack and attire may not be mixed. Tack, attire and shoeing will follow FOSH and Independent Judges Association rule book. This rule book is available online at www.FOSH.info. These are the rules that will be followed for the class. Junior and Senior riders will ride together but will be judged separately. There will be points awarded for Junior and Senior riders for championships.

Walking/Gaited Horse/Pony Pleasure

The Walking/Gaited horse/pony class is an opened gaited breed class. The class is a 3 gaited class consisting of a walk specific to the breed, an intermediate gait specific to the breed and a canter. A working walk may be asked for at the discretion of the judge. A working walk is a slow even four-beat

walk. The head and neck are lowered as the horse stretches into the rider's hands showing relaxation and acceptance of the bit. At the working walk the horse is calm and relaxed. There is no need for restraint on the part of the rider, and there is observable slack in the reins. This walk is also known as a dog walk. Traditional tack and attire for the breed are required. Tack, attire and shoeing will follow FOSH and Independent Judges Association rule book. This rule book is available online at www.FOSH.info. These are the rules that will be followed for the classes. Junior and Senior riders will ride together but will be judged separately. There will be points awarded for Junior and Senior riders for the championships.

Western

To be shown at a walk, jog, and lope, both ways of the ring on a reasonably loose rein without undue restraint. To be judged on performance 60%, conformation 30%, and appointments 10%. Horses and ponies shall be of any breed or combination of breeds, serviceably sound, in good condition, and of stock horse type. Ponies must be suitable to rider. To be ridden and shown with Western tack and attire. **The use of chaps is at the judge's discretion.** Hackamores are permitted for horses less than five years of age in all Western classes, including equitation. "Hackamore" means that the horse will be ridden only with a rawhide braided leather, braided or rope bosal. Chain curbs are permitted but must meet the approval of the judge. Shank on all Western bits cannot exceed 8" in length.

Gymkhana

Properly fitted safety helmets with permanently attached harness are required. Horses and ponies shall be serviceably sound and in good condition. Ponies must be suitable to rider. Horses are to be ridden and shown with stock-type/Western tack and attire. Proper attire consists of collared, long-sleeved, button/snap down shirt with jeans, boots, and a fastened safety helmet. Short sleeve, button shirt w/ collar may be allowed on hot day, so be prepared. The use of tapaderos, spurs, chaps or similar gear is optional. Split or closed reins may be used. Rider may use one or two hands on the reins and may hold on to the saddle with hands. Riders may not be secured or attached to the saddle or tack in any manner (includes Velcro and rubber bands). Tie-downs and standing martingales are optional. Whipping is allowed only with a bat, crop, whip or rope; the judge, at his or her discretion, may disqualify a contestant for excessive whipping (especially in front of the cinch). Whipping with reins, hands, etc. is prohibited. Western saddle and stock-type horse headgear are required. The use of hackamore or types of bridles is the optional choice of the rider; however, the judge may prohibit the use of bits and equipment that may be considered harsh or severe (**chain bits will not be permitted**). **However, the judge may disqualify an entry with an unduly severe bit. The judge, and only the judge, must inspect mounts as a group in the ring before running.** The judge should prohibit unsound horses from competing. Unduly severe head gear such as a war bonnet or any headgear which is made of wire, chain or rope (other than the nose band) is not allowed. During and after running, the judge and only the judge may disqualify any entry for unduly severe treatment. (No time penalty, just disqualification.) When called to enter the ring, the rider must do so mounted and, beginning the course after the gate has closed. Mounts may be led to the "in" gate but not through the gate. No one will be allowed a running start to the "in" gate. The rider is required to dismount and lead his or her horse out of the ring at the end of the run. Going off-course will result in elimination. Knocking over a barrel or a pole will not result in elimination but will constitute a five second penalty. All timing will be done by the average of two stopwatches and/or an electric timer. Exact ties will be re-run one time or until broken. Cutting the timer by circling wide while on course will result in no time. The judge supervises all timing. Standard distances will be observed, but management reserves the right to vary the distances as necessary. A rider dismounting from the horse during the pattern will be disqualified. If the electric timer fails, rider will be asked to do a re-run. Tie for Champion or Reserve Champion will be resolved via a flag competition hack-off. However, this may be modified as necessary at the judge's discretion.

TEXAS BARRELS

Go through the timing poles, pass the first barrel on either side, pass the succeeding barrels on alternate sides, turn around the third barrel, and return in the same manner through the timing line.

REINING

Pattern will be #8 NRHA. May have a break between pattern and freestyle, depending on entries.

Reining is a western riding discipline in which riders guide their horses willingly through a precise pattern of circles, spins, and stops. All work is done at the lope and gallop.

DIVISION FORMAT: The division is comprised of two classes: ONE standard pattern classes taken from AQHA/NRHA patterns and ONE freestyle class. All classes are to be judged by published rules that are adapted from the AQHA and NRHA handbooks. To rein a horse is not only to guide him, but also to control his every movement. The best-reined horse should be willingly guided or controlled with little or no apparent resistance and dictated to completely. Any movement on his own must be considered a lack of control. All deviations from the exact written pattern must be considered a lack of or temporary loss of control, and therefore faulted according to severity of deviation. After deducting all faults against execution of the pattern and the horse's overall performance, credit will be given for smoothness, finesse, attitude, quickness, and authority in performing the various maneuvers while using controlled speed which raises the difficulty level and makes the horse more exciting and pleasing to watch.

Equipment: Approved equipment for the reining division must include a western saddle with pad or blanket. Use of a hind (second) billet strap or chest strap is optional and allowed. Western bridles with curb bits and split reins must be used with the exception of hackamores or snaffle bits that may only be used on horses five years and under. Proof of age is required. Detailed descriptions of bit requirements are listed below. Spurs and chaps are optional. Protective leg gear on the horse is permitted, such as splint boots, skid boots. Tie-downs or martingales are not permitted.

Approved bits/bridles: (a) References to hackamore mean the use of a flexible, braided, rawhide, leather, or rope bosal, the core of which may be either rawhide or flexible cable with a maximum diameter of 3/4" at the cheek. Absolutely no rigid material will be permitted under the jaws or on the noseband in connection with the bosal, regardless of how padded or covered. Horsehair bosals are prohibited. This rule does not refer to the so-called mechanical hackamore which is illegal. (b) References to snaffle bits mean conventional O-ring, eggbutt, or D-ring with a ring no larger than 4" and no smaller than 2". The inside circumference of the ring must be free of rein, curb or headstall attachments which would provide leverage. The mouthpiece should be round, oval or egg shaped, smooth and free of wire. It may be inlaid, but smooth and/or latex wrapped. The bars must be a minimum of 5/16" in diameter, measured 1" in from the cheek with a gradual decrease to center of the snaffle. Optional curb strap is acceptable however curb chains are not acceptable. These requirements remain the same for all classes in which a rider may use a snaffle bit.

(c) References to a bit means the use of a curb bit that has a solid or broken mouthpiece, has shanks and acts with leverage. All curb bits must be free of mechanical device and should be considered a standard western bit. A standard western bit includes: i. 8 1/2" maximum length shank to be measured as indicated in the judges guide. Shanks may be fixed or loose. ii. Concerning mouthpieces, bars must be round, oval or egg shaped, smooth and free of wire of 5/16" to 3/4" in diameter, measured 1" from the cheek. They may be inlaid but must be smooth or latex wrapped. Nothing may protrude more than 1/8" below the mouthpiece (bar). iii. The port must be no higher than 3 1/2" maximum, with rollers and covers acceptable. Broken mouthpieces, half-breeds, and spades are standard. iv. Slip or gag bits, donuts or flat polo mouthpieces are not acceptable. (d) Except for Snaffle Bit and Freestyle Classes, only one hand may be used on the reins, and the hand must not be changed. The hand is to be around the reins; index finger only between split reins is permitted. Violation of this rule results in a penalty score of zero (0). (e) When a curb bit is used, a curb strap or curb chain is required, which must be at least 1/2" in width, lie flat against the jaw, and be free of barbs, wire, and/or twists.

Scoring: Scoring will be on a "0" to Infinity basis, with 70 denoting an average performance. Individual maneuvers are scored in 1/2–point increments from a low of –1 1/2 to a high of +1 1/2 with a score of "0" denoting a maneuver that is correct with no degree of difficulty. Any ties for any placing in an individual class will be declared co-winners and both will receive a ribbon. In the event of a tie for the division championship, the placing in the freestyle class will serve as the tiebreaker. All horses will be judged immediately upon

entering the arena and judging will cease after the last maneuver. Any fault incurred prior to the commencement of a pattern will be scored according to the rules for judging.

The following will result in NO SCORE: a. Use of illegal equipment (see EQUIPMENT for disallowed equipment); b. Use of whips or bats is prohibited; c. Use of any attachment that alters the movement or circulation of the tail; d. Failure to dismount and/or present equipment to the appropriate judge for inspection; e. Disrespect or misconduct by the exhibitor; f. abuse of an animal in the show arena and/or evidence that an act of abuse has occurred; g. The judge may excuse a horse at any time while in the arena for unsafe conditions or improper exhibition pertaining to the horse and/or rider; h. Closed reins are not allowed except as standard romal reins and mecates on snaffle bits and bosals where the use of two hands is allowed.

The rider may untangle or straighten excess rein, where excess rein may prevent the rider from continuing the pattern, where the excess can be adjusted without affecting the performance of the horse, during hesitations, or when stopped and settling the horse; the rider's free hand may be used to hold a romal in the normal fashion. The following will result in a score of 0: a. Use of more than index or first finger between reins; b. Use of two hands (exception when using a snaffle bit or hackamore) ;c. Improper use of romal (use of the free hand while holding the romal to alter the tension or length of the reins from the bridle to the reining hand is considered to be the use of two hands, and will result in a 0 score – the romal may not be used as a whip or bat at any time);d. Failure to complete the pattern as written; e. Inclusion of maneuvers not specified, including, but not limited to aa. Backing more than 2 strides; bb. Turning more than 90 degrees; f. Equipment failure that delays completion of pattern; including dropping a rein that contacts the ground while the horse is in motion; g. Balking or refusal of command where pattern is delayed; h. Running away or failing to guide where it becomes impossible to discern whether the entry is on pattern; i. Jogging in excess of one-half circle or one-half the length of the arena; j. Over spins of more than 1/4 turn, k. Fall to the ground of horse or rider. The following will result in a reduction of 5 points: a. Spurring in front of cinch; b. Use of either hand to instill fear or praise; c. Holding saddle with either hand; d. Blatant disobediences including kicking, biting, bucking, rearing, and striking.

The following will result in a reduction of 2 points: a. Breaking gait; b. Freezing up in spins or rollbacks; c. On walk-in patterns, failure to stop or walk before executing a canter departure, d. On run-in patterns, failure to be in a canter prior to the first marker; e. If a horse does not completely pass the specified marker before initiating a stop position.

Each time a horse is out of lead, a judge is required to deduct 1 point. The penalty for being out of lead is accumulative and the judge will deduct 1 penalty point for each quarter of the circumference of a circle or any part thereof that a horse is out of lead. A judge is required to penalize a horse 1/2 point for a delayed change of lead by one stride.

Deduction of 1/2 point for starting a circle at a jog or exiting rollbacks at a jog up to two strides. Jogging beyond two strides, but less than 1/2 circle or 1/2 the length of the arena is a deduction of 2 points. Deduction of 1/2 point for over or under spinning up to 1/8 of a turn; deduct 1 point for over or under spinning from 1/8 to 1/4 turn. A 1/2–point penalty deduction will be given for failure to remain a minimum of 20 feet from the wall or fence when approaching a stop or rollback. In patterns requiring a run-around, failure to be on the correct lead when rounding the end of the arena will be penalized as follows: for 1/2 the turn or less, 1 point; for more than 1/2 turn, 2 points. Faults against the horse to be scored accordingly, but not to cause disqualification: a. Opening mouth excessively when wearing a bit.

b. Excessive jawing, opening mouth or head raising on stop; c. Lack of smooth, straight stop on haunches, bouncing or sideways stop; d. Refusing to change leads; e. Anticipating signals; f. Stumbling; g. Backing Sideways; h. Knocking over markers. Faults against the rider to be scored accordingly, but not to cause disqualification: a. Losing stirrup; b. Failure to run circles or figure eights within the markers is not considered a fault depending on arena conditions and size; however, failure to go beyond markers on rollbacks and stops is considered a fault.

FREESTYLE REINING General rules

1. Reining maneuvers originated from moves that a cow horse must use in performing its duties and have been refined to the high level of competition existing today. Freestyle Reining not only provides an opportunity to use these maneuvers creatively, but also to expand them to music by means of choreography. Riders are

encouraged to use musical scores that permit them to show the athletic ability of the horse in a crowd appealing way.

2. 4-H rules will apply except where the following rules pre-empt same.

3. Required Maneuvers will be defined as follows: a. A minimum of 4 consecutive spins to the right; b. A minimum of 4 consecutive spins to the left; c. A minimum of 3 stops; d. A minimum of 1 lead change at the canter from right to left

e. A minimum of 1 lead change at the canter from left to right.

4. Exhibitors will only be judged astride.

5. Exhibitors are allowed to use one or two hands and any bit approved by the NRHA Handbook, including snaffle bits and bosals approved for use in the Snaffle Bit or Hackamore classes.

6. Failure to perform all the required maneuvers or failure to complete the performance within the time limit will result in a score of 0.

7. Additional maneuvers such as rollbacks, backups, speed variations, and non-classical reining maneuvers such as half pass and side pass are appropriate in Freestyle and shall be given appropriate credit. Additional repetitions of required maneuvers are appropriate but will only add or subtract from the existing scores already given for the required maneuvers, not as additional scores.

8. Equipment used in Freestyle must adhere to the standards listed above in reining:

9. Time Limit. A maximum of 3 1/2 minutes including any introductions. The time limit will be from the beginning of the music or from the beginning of the introduction (whichever is first) and will end with the music.

10. Costumes. Permitted but not required. Emphasis is placed on performing the reining maneuvers to music.

11. Props. Permitted but at no time may hinder the judges' view of the horse. The use of props will not add to the score.

B. Judging of freestyle reining

1. Required maneuvers in Freestyle will receive a score based on technical merit from the technical judges utilizing judges score sheets specifically designed for the Freestyle.

2. Transitional maneuvers and other maneuvers not specified as reining maneuvers will be evaluated and scored accordingly in a specified box and counted as a single maneuver score.

3. In the case of one or two judges being used, they would judge the technical merit of the ride. As part of the overall score, each judge would weigh the artistic impression of the ride as 10 percent of the overall ride.

4. In the event a tie occurs, the technical merit scores will be tallied to break the tie. In the event a tie remains, the exhibitors tied will be declared co-champions.

5. Validating required maneuvers will be the responsibility of the judges. However, at least one scribe will be used to assist in verifying the required maneuvers for each horse as they are completed in the pattern.

6. Artistic impression judge or applause meter should not represent more than 20 percent of the combined score and should only be used in conjunction with (minimum) two approved judges. When used in scoring, the following formulas should be applied to properly weigh the scores according to the above percentage and still produce a comparable numerical score as when three judges are used:

a. Score for Judge 1 should be multiplied by 1.2

b. Score for Judge 2 should be multiplied by 1.2

c. Score for the Applause Meter should be multiplied by .6.

d. All three scores should then be added to determine the final score for placing.

7. Show management will reserve the right to rule on music or dress that may be inappropriate or offensive to the spirit and nature of the show. Show management may also determine the use of special lighting.

Miniature Horse

Miniature horses and show ponies are to be shown in proper tack and attire; this can be Western, English or Hunter. **Approved safety headgear (fastened) is required for all classes (except fitting and showmanship).** Soundness is required. Conformation is not considered. Classes judged on manners, suitability, performance, and way of going. These rules are a combination of several miniature horse associations and 4-H rules.

Horses must be not less than two (2) years of age for obstacle, hunter & versatility classes. Horses under two (2) years of age can do Miniature Showmanship. Horses are 40" and under.

The obstacle class will require horses to navigate through 6 obstacles. It can include backing, jumping, walking over tarps, side passing, etc. Will be posted day of show. Any type of halter can be used, either leather or nylon. Class will be judged on performance and way of going with emphasis on manners throughout course. Entries will be evaluated on responsiveness and willingness, plus general attitude. Handler can use two (2) hands to help the horse negotiate an obstacle but would not receive as much credit as a handler that used only one (1) hand. No disqualification for use of two (2) hands. Maximum time 60 seconds per obstacle, judge is encouraged to advance on to the next obstacle any horse taking excessive time for an obstacle. Horse to be penalized for any unnecessary delay or excessive time at an obstacle. Refusals do not constitute class disqualifications. Horses will be required to walk or jog or trot.

The Hunter Course will be posted the day of the show. Jumps will be set a minimum of 20 feet apart. The entry with the fewest faults will be the winner. All jumps set at height no greater than 24" at the discretion of the judge and management based on ring conditions. Entries attempt to jump the course without any faults. Faults are awarded as follows: Knockdown = 4 faults; Circling more than once = 3 faults; Refusal = 3 faults; 3 refusals = elimination; fall of horse or handler = elimination. Exhibitors will be allowed to wear tennis shoes in this class due to footing in the ring for safety reasons.

Versatility class will be a combination of jumps and obstacles.

Driving class horses will be shown in an easy entry or a pleasure cart. Horses will be shown at the walk, collected trot and the working trot, going in both directions of the ring. May also be asked to back and perform other tasks as asked by the judge. Horse will be judged on the way of going, manners, and presence. Conformation WILL NOT BE JUDGED. Handler to be judged on attire, tack should be clean, cart should be in good repair, and horse should be well groomed. Proper attire can include long-sleeved shirt or blouse, show pants, driving skirt, dress, driving apron, gloves, boots, and safety helmet. Youth drivers do not have to carry a driving whip, but they may if preferred.

Miniature Horse Showmanship will be a separate class.

The Mini Championship will consist of showmanship, hunter, obstacle & versatility. Driving will be a separate class. At the State Horse Show, championship driving will consist of driving and reinsmanship.

Ranch Horse Class Requirements

No cross entering between the Western Pleasure and Ranch Horse divisions.

In this class, the primary considerations are the horse's quality of movement and overall manners and responsiveness while performing the required maneuvers. The class should allow the horse to show its ability to work at a forward ground-covering pace while under the control of the rider. A horse being shown with light contact should be rewarded.

The horse should not be shown on a draped rein.

Horses will be shown at the walk, job, extended jog, lope and extended lope.

Horses will be asked to back.

The exhibitor may post at the extended jog.

The exhibitor may touch or hold the saddle horn.

No horses younger than 3 years of age

This is a qualifier for the State 4-H Fair Show

Apparel and Equipment

The rider's clothing should be well-fitted and workman-like. Chaps/chinks are not required for the class.

No bling.

No hoof polishes

No braided or banded manes or tail extensions

Trimming inside ears is discouraged

Trimming bridle path is allowed

Trimming of fetlocks or excessive (long) facial hair is allowed

Equipment with silver should not count over a good working outfit. Silver on bridles and saddles is discouraged.

RANCH HORSE PATTERN CLASS:

Each horse will work individually

The overall cadence and performance of the gaits should be those described above with emphasis on forward, free-flowing, and ground-covering movement at all gaits. Transitions where designated should be smooth and responsive.

There is no time limit.

A horse that fails to perform a required maneuver will be placed below all other horses that perform all maneuvers.

ENTRY FEE – \$45.00

UNIT (County) _____

2022 Southeast District Region 2 4-H Qualifying Horse Show

(EXHIBITORS CONTACT AGENT FOR DUE DATE TO EXTENSION OFFICE) PRINT OR TYPE

EXHIBITOR'S NAME _____ AGE ON 9/30/2022 _____ DATE OF BIRTH _____

ADDRESS _____ (_____) _____
PHONE NUMBER _____

CITY _____ STATE _____ ZIP CODE _____

4-H CLUB _____ EMAIL ADDRESS _____

HORSE'S NAME _____ AGE _____ HEIGHT IN HANDS _____

ADULT SUPERVISOR @ SHOW: _____

DIVISIONS: CIRCLE CLASSES IN YOUR DIVISION & MISCELLANEOUS CLASSES DIVISIONS:

Hunter Pony Over Fences, Junior Rider	54 57 59 61	Western Pony, Junior Rider	5 20 29
Hunter Pony Over Fences, Senior Rider	55 56 58 60	Western Pony, Senior Rider	6 19 28
Hunter Horse Over Fences, Junior Rider	54 62 64 66	Western Horse, Junior Rider	5 22 31
Hunter Horse Over Fences, Senior Rider	55 63 65 67	Western Horse, Senior Rider	6 21 30
Hunter – X-Rail, Showmanship	54 or 55	Hunter – X-Rail, Jr. & Sr.	68 69 70
Hunter Pleasure Pony, Junior Rider	71 77 83	Gymkhana Pony, Junior Rider	3 9 24 33
Hunter Pleasure Pony, Senior Rider	72/73 76 82	Gymkhana Pony, Senior Rider	4 8 23 32
Hunter Pleasure Horse, Junior Rider	71 80 86	Gymkhana Horse, Junior Rider	3 11 26 35
Hunter Pleasure Horse, Freshman Sr. Rider (14–16)	72 79 85	Gymkhana Horse, Senior Rider	4 10 25 34
Hunter Pleasure Horse, Sr. Rider (17–19)	73 78 84	Novice Hunter(write in Show. No.	# 75 80
Hunter Costume, Jr. & Sr.	87	Novice Western(write in Show. No.	# 18 27
Hunter Trail , Jr. & Sr.	88	Saddle Seat, Junior	1 12 15
Western Day Costume, Jr. & Sr.	53	Saddle Seat, Senior	2 12 15
Miniature Horse, Junior	37 39 41 41A	Country Horse, Junior	1 13 16
Miniature Horse, Senior	36 38 40 40A	Country Horse, Senior	2 13 16
Exceptional Rider (Sat. – 7)(Sun. 74)	7 or 74	Walking/Gaited Horse/Pony, Junior	1 14 17
Western Trail, Jr. & Sr.	46	Walking/Gaited Horse/Pony, Senior	2 14 17
Ranch Riding (write in Fit & Show No.)	# 51 52	Driving Class (Open) 44 Mini 42/43	44 Mn 42 or 43
Reining, Junior (write in Fit & Show No.)	3/5 48 50	Reinsmanship Driving (open/mini)	45
Reining, Senior (write in Fit & Show No.)	4/6 47 49	Skills Testing 2	Sat. Sun.

Agreement: We read & understand the show program rules & regulations and agree to them. The exhibitor & animal meet show eligibility requirements. The exhibitor & his/her parents or guardians assume all risks and indemnify the show and all related entities against any related liability or injury claims. Exhibitor must complete at least one riding class & showmanship class in order to qualify for State.

Signed: _____

EXHIBITOR _____ PARENT OR GUARDIAN _____ DATE _____

We have reviewed this entry and believe it to be accurate.

Signed: _____

4-H LEADER _____ ADDRESS _____ PHONE _____

EXTENSION AGENT _____ ADDRESS _____ PHONE _____

EXTENSION AGENT MUST MAIL ENTRIES (POSTMARKED) BY APRIL 25, 2022

TO: SANDRA DOWDY, 4224 DARBYTOWN ROAD, RICHMOND, VA. 23231

HEALTH HISTORY REPORT

Your application MUST include a "Health History Report". You can obtain a form from your extension office or from the web. Go to https://www.pubs.ext.vt.edu/content/dam/pubs_ext_vt_edu/388/388-906/4H-924.pdf

If you have enrolled on line, you can print off your health form and waiver form and submit with entry.

Remember to print (or copy) the form as a two-sided document (front and back). The Health History Report must be on one page with signatures on the back side of the page. Complete both sides and be sure that **both the parent and 4-H member** sign the form.

You can also print off Equine Waiver.

https://www.pubs.ext.vt.edu/content/dam/pubs_ext_vt_edu/388/388-035/4H-902.pdf

If you are a person with a disability and desire any assistive devices, services or other accommodations to participate in this activity, please contact Krista Gustafson, Gloucester Extension Office at 804-693-2602/TDD*) during business hours of 8:00 a.m. and 4:30 p.m. to discuss accommodations 5 days prior to the event.

*TDD number is (800) 828-1120.



INSTRUCTIONS: Please provide detailed health information for determining appropriate supervision, support, and accommodations for the 4-H activity or event listed. **A parent or guardian must sign.** If the participant is a person with a disability and desires any assistive devices, services or other accommodations to participate in this activity, please contact your local Extension office during business hours at least 7 days prior to the event to discuss accommodations. **PLEASE PRINT ALL INFORMATION.** (NOTE: Both sides of this form must be completed.)

Name of 4-H event in which you wish to participate: _____

Date(s) of event: _____ Location: _____

PARTICIPANT IDENTIFICATION

Name: _____ Gender identified with: _____
Last First (Underline name by which you like to be called) Middle

Mailing address: _____ Participant cell phone: (_____) _____

City: _____ State: _____ ZIP: _____ Home phone: (_____) _____

Age: _____ Birthdate: _____ Home email: _____

Ethnicity (choose one): Hispanic/Latino Not Hispanic/Latino

Race (choose all that apply): American Indian/Alaskan Native Asian Black/African American
Native Hawaiian/Other Pacific Islander White

PARENT / GUARDIAN IDENTIFICATION (Place a check beside who to reach in the event of an emergency.)

First parent/guardian name: _____ First parent/guardian email: _____

First parent/guardian phone daytime: _____ Evening: _____ Cell: _____

Second parent/guardian name: _____ Second parent/guardian email: _____

Second parent/guardian phone daytime: _____ Evening: _____ Cell: _____

Who has primary custody of the participant? _____

Address, if different than child: _____

PHYSICIAN / INSURANCE INFORMATION

Family physician name: _____

Phone: (_____) _____

Dentist/orthodontist name: _____

Phone: (_____) _____

Do you carry family medical / hospital insurance?: Yes No

Carrier: _____ (Check one)

Policy ID #: _____

EMERGENCY CONTACT INFORMATION (Parts 1 and 2 should be completed)

1. Where can you be reached in the event of an emergency?

Location: _____

Phone: (_____) _____

Cell phone: (_____) _____

2. If you **Cannot** be reached, who should be notified?

Name: _____

Home phone: (_____) _____

Work phone: (_____) _____

Cell phone: (_____) _____

(continued on back)

4-H PARTICIPANT MEDIA RELEASE

The Virginia Polytechnic Institute and State University/College of Agriculture and Life Sciences (CALs) periodically uses electronic and traditional media (e.g., photographs, video, audio footage, testimonials) for publicity and educational purposes. By my signature on this form, I acknowledge receipt of this document and give permission to the College of Agriculture and Life Sciences and its designee to use such reproductions for educational and publicity purposes in perpetuity without further consideration from me.

I understand that I will need to notify Virginia Tech/College of Agriculture and Life Sciences if any changes to my situation occur that will impact this media release permission.

Yes No

PARTICIPANT HEALTH AND MEDICAL HISTORY
(Questions 1-5 must be completed.)

1. SPECIAL DIETARY NEEDS

INSTRUCTIONS: The purpose of this section is to communicate special dietary needs, food allergies, etc. for any child, teen, or adult who will be attending a 4-H event.

In the space below, please list all **food allergies and/or other dietary restrictions** for the person listed above and any necessary precautions that should be taken:

2. Has the participant ever experienced (or had special needs in) any of the following?
[Check (✓) all that apply]

- | | | |
|---|---|---|
| <input type="checkbox"/> Asthma | <input type="checkbox"/> Bleeding disorders | <input type="checkbox"/> Attention disorders (ADHD) |
| <input type="checkbox"/> Eating disorders | <input type="checkbox"/> Seizures/Convulsions | <input type="checkbox"/> Wears contacts |
| <input type="checkbox"/> Diabetes | <input type="checkbox"/> Bed Wetting | <input type="checkbox"/> Behavior |
| <input type="checkbox"/> Fainting spells | <input type="checkbox"/> Non-food allergies | <input type="checkbox"/> Other: _____ |

Please describe any condition or need that you checked:

3. Is the participant experiencing any current health problems, under medical care, receiving mental or behavioral services, or currently taking medication?

YES NO If YES, please explain: _____

4. Has the participant undergone surgery, or experienced any injury, illness, allergy, or change in health status any time during the last year? Is there any reason that participation in a program or activity should be restricted?

YES NO If YES, please explain: _____

5. What else should we know about your child?

4-H programs include very rewarding, but sometimes challenging situations. Please inform us of any concerns that may arise related to your child's physical, mental, emotional, and/or social health in order that we may better provide appropriate supervision and support.

APPROVAL / EMERGENCY AUTHORIZATION

(Please read parts 1 and 2. If the participant is under 18, parents/guardians must sign in the space provided. If you are over the age of 18, please sign for yourself. If you cannot sign this due to religious reasons, you must contact your Extension office to obtain a legal waiver that must be signed. **If this section is not signed, participation in the 4-H event/activity will not be allowed.** You must contact your Extension office if there is a change in health status after submitting this form.

1. I give my permission for the participant named on this form to attend the designated 4-H program. He / She has permission to participate in all activities which may include swimming and other water sports under the supervision of lifeguard(s) and to take part in other scheduled activities such as firearm safety, horsemanship, archery, low ropes, physical activity/exercise and related activities under the supervision of instructors; subject to limitations noted herein.

2. I hereby give permission to the medical staff person selected by the event/activity director to order X-rays, routine tests and treatment for my child (or for myself if I am a participant over 18 years old) as medically necessary. I also give permission for the participant to receive over-the-counter medication as needed under the guidance of the medical staff person. I understand that all attempts will be made to notify parents/guardians of any serious injury or illness to their child. If I cannot be reached in an emergency, I hereby give permission to the medical staff person to hospitalize, secure proper treatment for, and to order injection and/or anesthesia and/or surgery for me/ or the participant named on this form. This form may be photocopied for use outside of the event/activity location.

ADULT PRINTED NAME: _____

SIGNED: X _____
(Parent / Legal Guardian or participant over 18 years old)

Date: _____

I understand and agree to abide with any restrictions placed on my activities according to this form.

YOUTH PRINTED NAME: _____

SIGNED: X _____
(Participant under 18 years old)

Date: _____

IMMUNIZATION HISTORY (This must be completed)

Are your child's immunizations up to date? YES NO Date of most recent tetanus shot: (month/year) _____ / _____

RELEASE AUTHORIZATION

I give permission to the following individual(s) to pick up my child at the conclusion of this 4-H event:

Name(s): _____, _____, _____

Sign below at time of pick up (Receiving person must be pre-listed above):

Name (print): _____ Signature: _____ Date: _____

Virginia Cooperative Extension

www.ext.vt.edu

Virginia Polytechnic Institute and State University
Equine Release, Waiver, and Indemnification Statement

The undersigned participant, and his or her parent or legal guardian if the participant is under the age of 18 years, does/do hereby execute this release, waiver, and indemnification for himself or herself/themselves and his or her/their heirs, successors, representatives, and assigns and, thereby, agree(s) and represents as follows:

To release Virginia Polytechnic Institute and State University and the Commonwealth of Virginia, its members, employees, agents, representatives, subsidiary corporations, and those governmental agencies and other organizations affiliated with this activity from any and all liability, loss, damage, costs, claims, and/or causes of action, including but not limited to all bodily injuries and property damage arising out of participation in the activity, it being specifically understood that said activity includes the handling of equine by the undersigned participant. The undersigned person(s) further agree(s) to indemnify Virginia Polytechnic Institute and State University and the Commonwealth of Virginia, its employees, members, agents, representatives, and those governmental agencies and other organizations affiliated with this project, and hold them harmless for any liability, loss, damage, costs, claims, judgments, or settlement which may be brought or entered against them as a result of the undersigned person's participation in said activity, unless the damage or loss is caused by the grossly negligent acts of Virginia Polytechnic Institute and State University, its employees, members, agents, or representatives.

If involved in equine activities pursuant to Section 3.2-6202 of the Code of Virginia the undersigned(s) execute(s) this waiver of the undersigned(s) rights to sue and agree(s) to assume all risks resulting from the "intrinsic dangers of equine activities". "Intrinsic dangers of equine activities" is defined as those dangers or conditions that are an integral part of equine activities, including (i) the propensity of equines to behave in ways that may result in injury, harm, or death to persons on or around them; (ii) the unpredictability of an equine's reaction to such things as sounds, sudden movement, and unfamiliar objects, persons, or other animals; (iii) certain hazards such as surface and sub-surface conditions; (iv) collisions with other animals or objects; and (v) the potential of a participant acting in a negligent manner that may contribute to injury to the participant or others, such as failing to maintain control over the equine or not acting within the participant's ability.

This waiver shall remain valid unless expressly revoked by the participant or Parent or guardian of a minor. The revocation shall be in writing which shall be delivered to the provider and shall become effective thirty (30) days after delivery to the provider.

In the case of school-, college-, and university-sponsored classes and programs, waivers executed by a participant or parent or guardian of a participant shall apply to all equine activities in which the participant is involved in the next succeeding twelve (12) month period unless earlier expressly revoked in writing. The revocation shall become effective thirty (30) days after it is delivered to the provider.

The undersigned(s) agrees to maintain all medical and health insurance needed to cover all risks of any kind in any place in livestock, equine, and/or other activities.

I, the undersigned participant, will wear and use, in accordance with established Virginia Cooperative Extension policy and procedure, all safety equipment and to ensure equipment is in good condition at all times. The undersigned person(s) further agree(s) to indemnify the Virginia Polytechnic Institute and State University and the Commonwealth of Virginia, its employees, members, agents, representatives, and those governmental agencies and other organizations affiliated with this project, and hold them harmless for any liability, loss, damage, cost, claim judgment, or settlement which may be brought or entered against them as a result of the undersigned persons participation in said activity, unless the damage or loss is caused by the grossly negligent acts of Virginia Polytechnic Institute and State University, its employees, members, agents, or representatives.

<hr/> <i>Printed Name of Participant</i>	<hr/> <i>Printed Name of Parent or Guardian</i>
<hr/> <i>Signature of Participant</i> <i>Date</i>	<hr/> <i>Signature of Parent or Guardian if participant is under age 18 yrs</i> <i>Date</i>

Personal Statement for Adult Non-Helmet Use

I, _____, understand that Virginia Tech and the Commonwealth of Virginia highly recommended for safety reasons that I wear an ASTM certified riding helmet while engaged in equine activities. I have freely chosen not to wear this recommended safety equipment, to include an ASTM certified riding helmet, while I am engaged in equine activities and elect to accept full responsibility for any injuries that might arise as a result of failure to use or wear recommended safety equipment.

Signature _____ Date _____

*18 U.S.C. 707

Virginia Cooperative Extension programs and employment are open to all, regardless of age, color, disability, gender, gender identity, gender expression, national origin, political affiliation, race, religion, sexual orientation, genetic information, veteran status, or any other basis protected by law. An equal opportunity/affirmative action employer. Issued in furtherance of Cooperative Extension work, Virginia Polytechnic Institute and State University, Virginia State University, and the U.S. Department of Agriculture cooperating. Edwin J. Jones, Director, Virginia Cooperative Extension, Virginia Tech, Blacksburg; M. Ray McKinnis, Administrator, 1890 Extension Program, Virginia State University, Petersburg.

VT/0920/442-023(4H-802NP)

T-Shirt Order Form

This year T-shirts will be available to all show participants, family and friends. The 2022 design will be on the back of the shirt. T-shirt orders must be turned in with your entry forms. The shirts are selling for \$12 each. Please add cost to entry check. Use this form to place your order. Please circle color.

The contest design theme this year is **"4-H... Trails to the Future"**

We are going to try to have green shirts. This will be dependent on what supplier can get due to shortages everywhere.

Name _____ Unit (County) _____

Adult Size	Quantity	Total	Color: Green
Youth Medium	_____	X \$12	_____
Youth Large	_____	X \$12	_____
Small	_____	X \$12	_____
Medium	_____	X \$12	_____
Large	_____	X \$12	_____
X Large	_____	X \$12	_____
XX Large	_____	X \$12	_____

Grand Total _____

PLEASE INCLUDE COST IN CHECK WITH ENTRY FEE.

DIRECTIONS TO DOREY PARK:

7200 Dorey Park Road, Henrico, Va. 23231

From the West of Richmond, Traveling on I-64E

Follow 64 East through the 64-95 interchange. If you get confused, follow the Norfolk signs. Take the Laburnum Avenue exit (Exit #195) and bear to the right onto Laburnum Avenue. Go straight down Laburnum Avenue for 2.5 miles and past the Nabisco plant on your right. Take a left at the light at Darbytown Road, which is the first road past Nabisco. Go 1.5 miles. The Dorey Park entrance is on the right. Turn right onto Dorey Park Drive. The show ring will be on your left past the recreation center (formerly a barn).

From the East of Richmond, Traveling on I-64W

Take the Laburnum Avenue exit (Exit #195), turn left on Laburnum, and go straight down Laburnum Avenue for 2.5 miles and past the Nabisco plant on your right. Take a left at the light at Darbytown Road, which is the first road past Nabisco. Go 1.5 miles. The Dorey Park entrance is on the right. Turn right onto Dorey Park Drive. The show ring will be on your left past the recreation center (formerly a barn).

From Interstate 295

Take the Varina, Route 5 exit. Go past Four Mile Creek Baptist Church (on the right). Take the first right onto Doran Road. Go to the end of Doran and take a left onto Darbytown Road. You will pass the Pioneer Baptist Church and go around a curve on Darbytown Road, then up a slight hill. You will see the entrance to Dorey Park on your left. Turn left there onto Dorey Park Road. The show ring will be on your left past the recreation center (formerly a barn).

If lost on the day of the show, call for directions Sandra Dowdy 804-389-6683.

AGENTS CHECKLIST FOR DISTRICT:

1. Member of club by February 1.
2. Read & understood rules, regulations, and procedures in District book.
3. Member must have designated adult supervisor.
4. Entry form with all signatures and classes checked. **Please do not send Eligibility/Declaration Form or Project Books**
5. Health History Form with **all** signatures (parents & members).
6. VPI & SU Equine Release, Waiver & Indemnification – with all signatures. (Download from State 4-H site)
7. Photocopy of 4-H Horse Measurement (green) card (card with horse’s information). (Please put on regular size paper – both sides on same sheet).
8. Photocopy of current coggins signed by parent. (Coggins may **not** have expired on or before May 21, 2022)
9. Check made out to Southeast District Region 2 4-H Horse Show for \$45.00 for each rider/horse combination plus tee shirts if ordered.
10. Postmarked all entries by April 25, 2022
11. **Please keep all entry’s information together (please do not separate forms, checks, coggins, etc.) Please put in this order: entry form w/ check, health form, waiver, measurement card, coggins, T-shirt form. Thanks for your help.**

AGENTS CHECKLIST FOR STATE:

1. Member has qualified horse at district show or qualifying clinic.
Date: _____
Place: _____
2. 4-H County Contest participated:
Date: _____
Contest: _____
3. Horse shows or clinics rider/horse participated in since October 1, 2021.

Date _____

Date _____
4. Horse Management Project Book up to date. _____
5. Horse Eligibility/Declaration filed with Extension Office by May 1, 2022. _____
6. Attended 70% of 4-H clubs’ meetings and activities. _____
7. Postmark entries to State by due date.

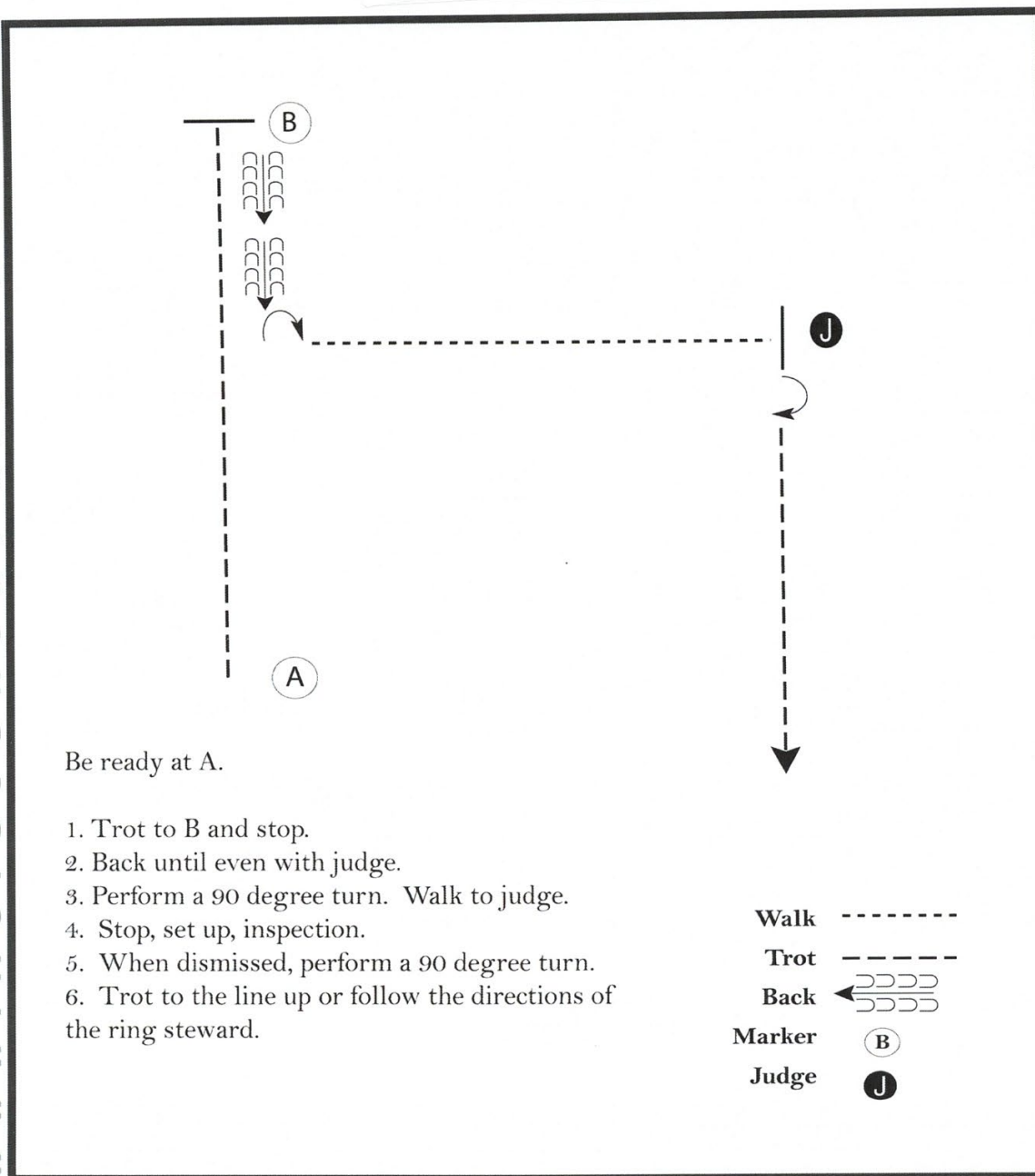
SED District Horse Show

Junior Showmanship

2022

www.HorseShowPatterns.com

www.HorseShowPatterns.com



Be ready at A.

1. Trot to B and stop.
2. Back until even with judge.
3. Perform a 90 degree turn. Walk to judge.
4. Stop, set up, inspection.
5. When dismissed, perform a 90 degree turn.
6. Trot to the line up or follow the directions of the ring steward.

- Walk -----
- Trot - - - - -
- Back ← ← ← ← ←
- Marker (B)
- Judge (J)

[S/1-29]

Pattern Provided by:

T. Mozingo

SED District Horse Show

2022

Senior Showmanship

w w w . H o r s e S h o w P a t t e r n s . c o m

Be ready at A.

1. Trot halfway to B.
2. Walk two horse lengths.
3. Trot to and around B as shown.
4. Trot to the judge. Stop and set up for inspection.
5. When dismissed, back approximately 2 horse lengths.
6. Perform a 270 degree turn and trot straight away.

Follow the instructions of your ring steward.

Walk	-----
Trot	- - - - -
Back	← ↔ ↔ ↔
Marker	(B)
Judge	(J)

w w w . H o r s e S h o w P a t t e r n s . c o m

[S/1-78]

Pattern Provided by:

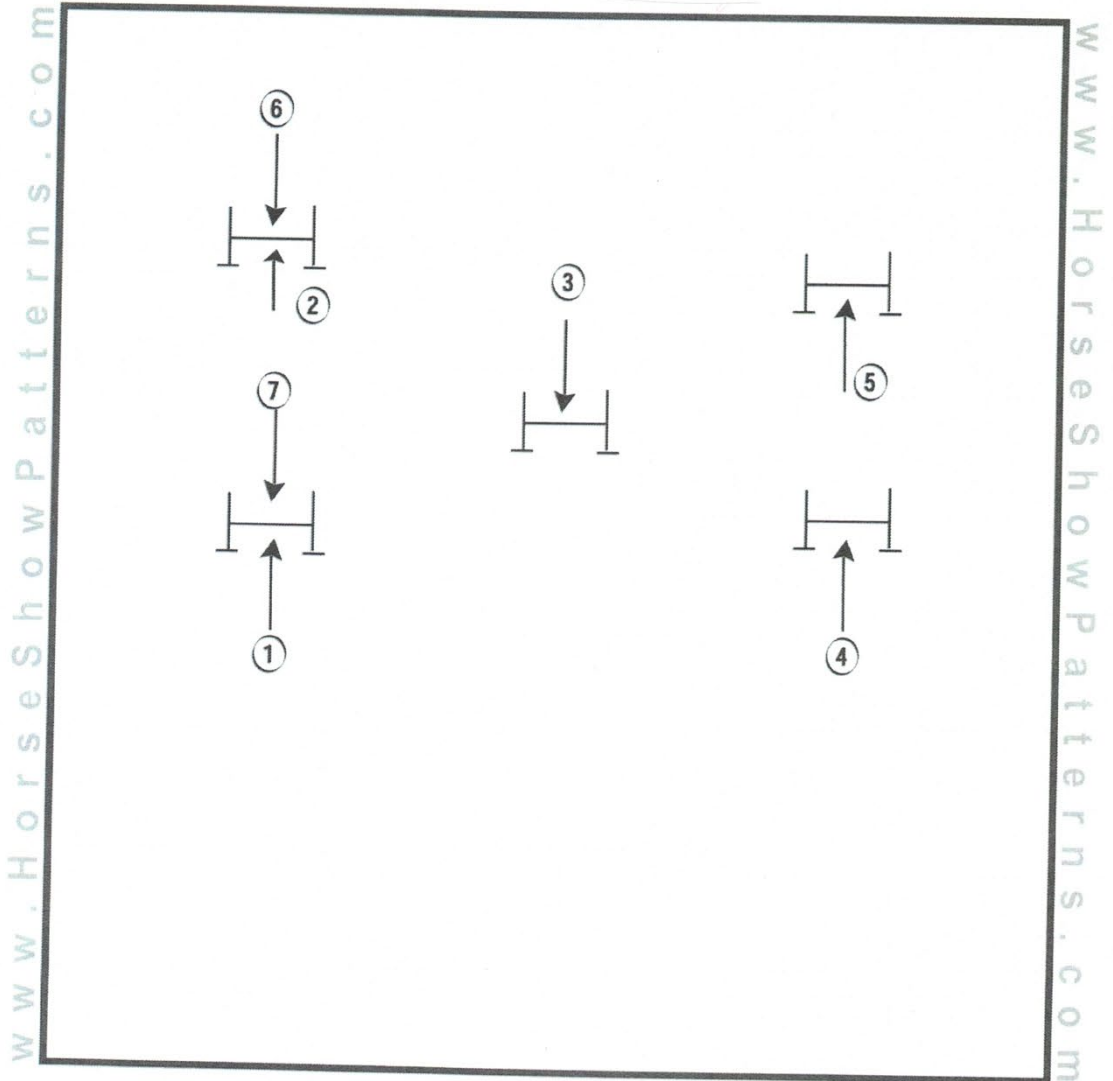
T. Mozingo

SED District Horse Show

Mini Hunter

2022

ε



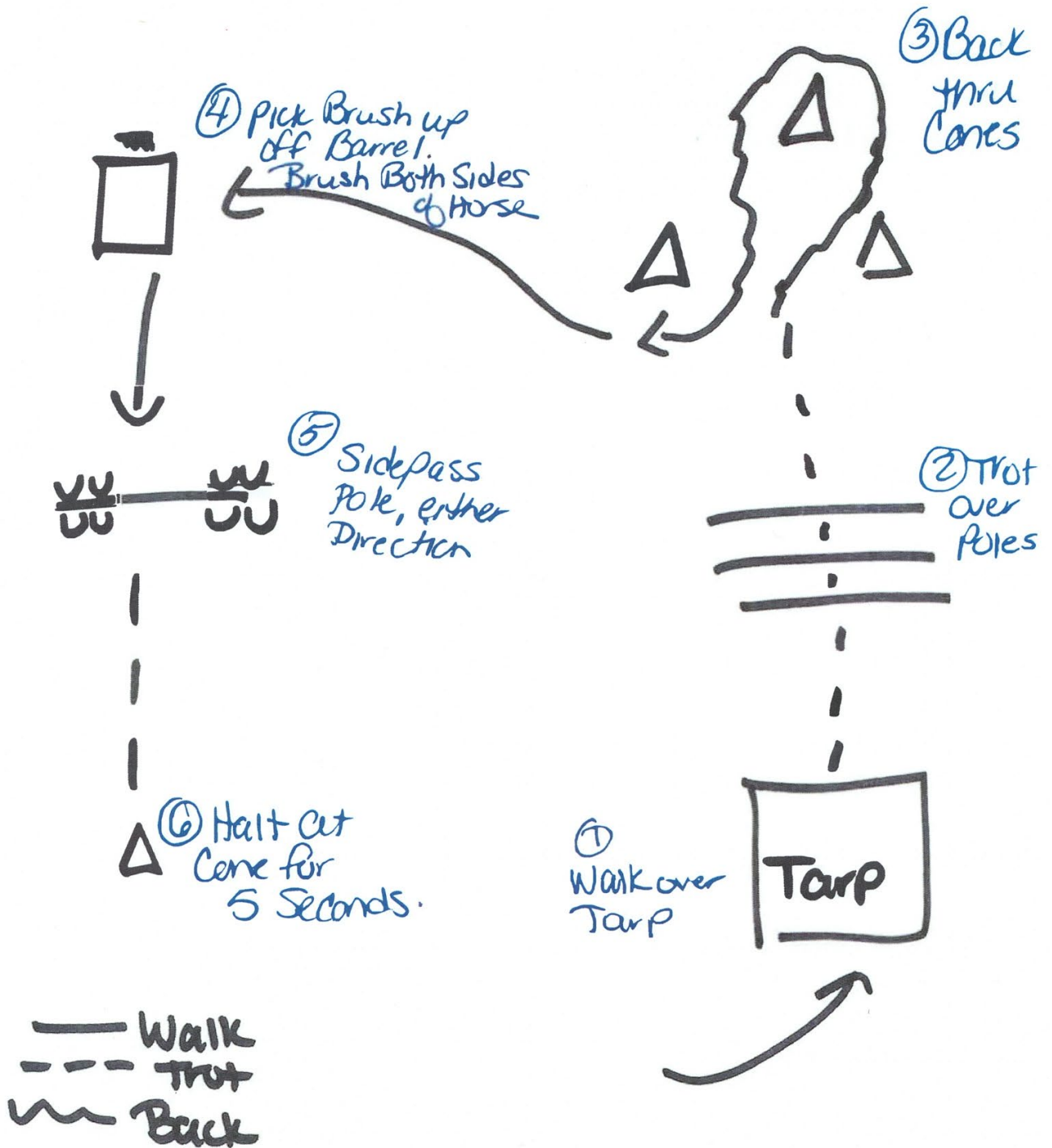
Pattern Provided by:

T. Mozingo

[MHP/H-7]

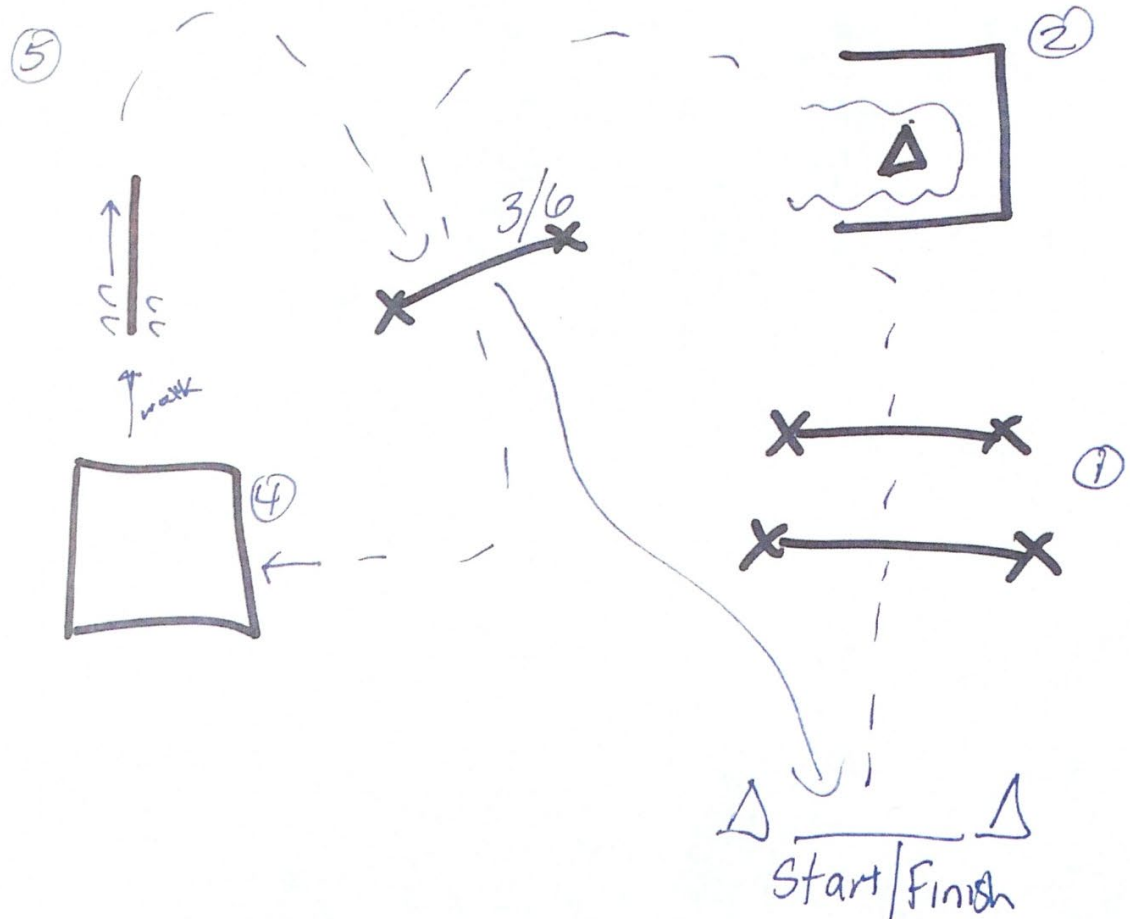
©2021 HorseShowPatterns.com. All Rights Reserved.

Mini Obstacle Course Jr and Sr

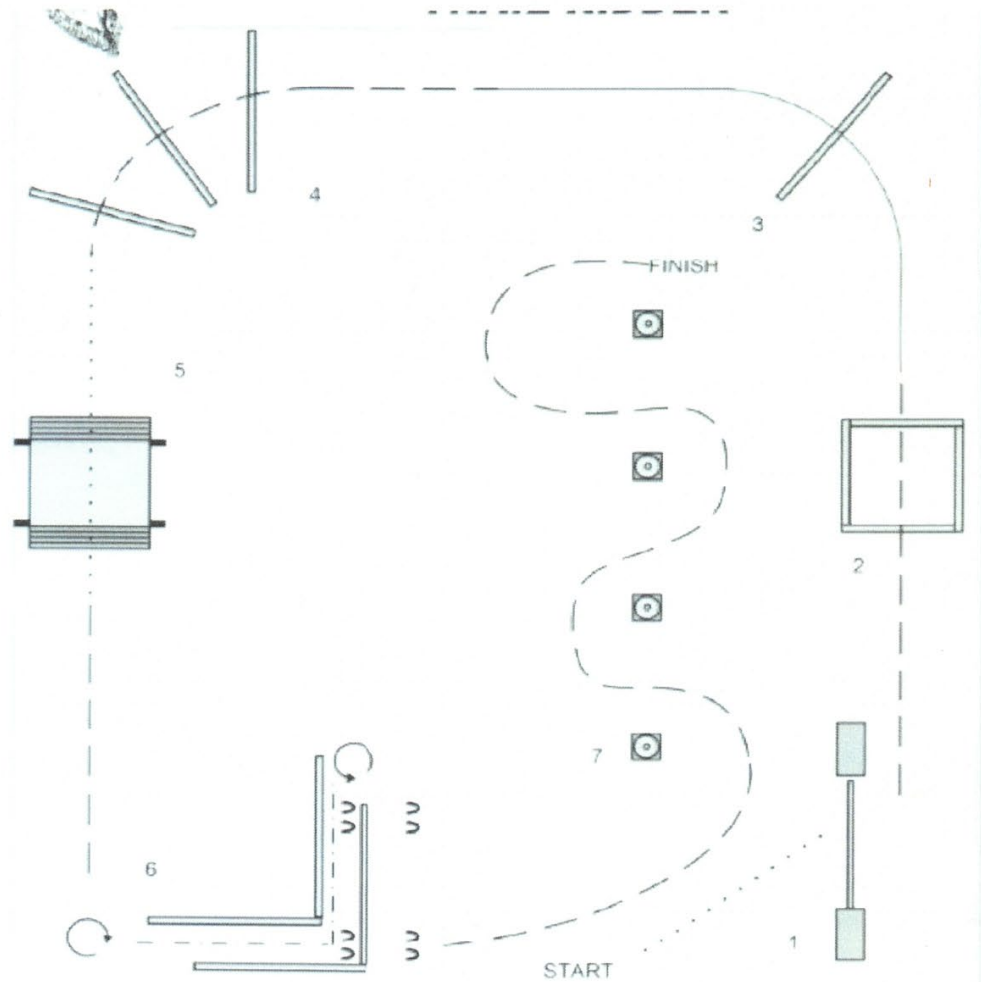


Mini Horse Versatility Class

- ① Trot over Bounce jump line
- ② Back around Cone.
- ③ Trot over jump
- ④ Walk onto tarp. Ground tie horse on Tarp. (Exhibitor walk around tarp, either Direction)
- ⑤ Side pass Right. Head towards Rail.
- ⑥ Trot over jump. Exit at a walk.



Trail Class- 2022 District



Be ready at START.

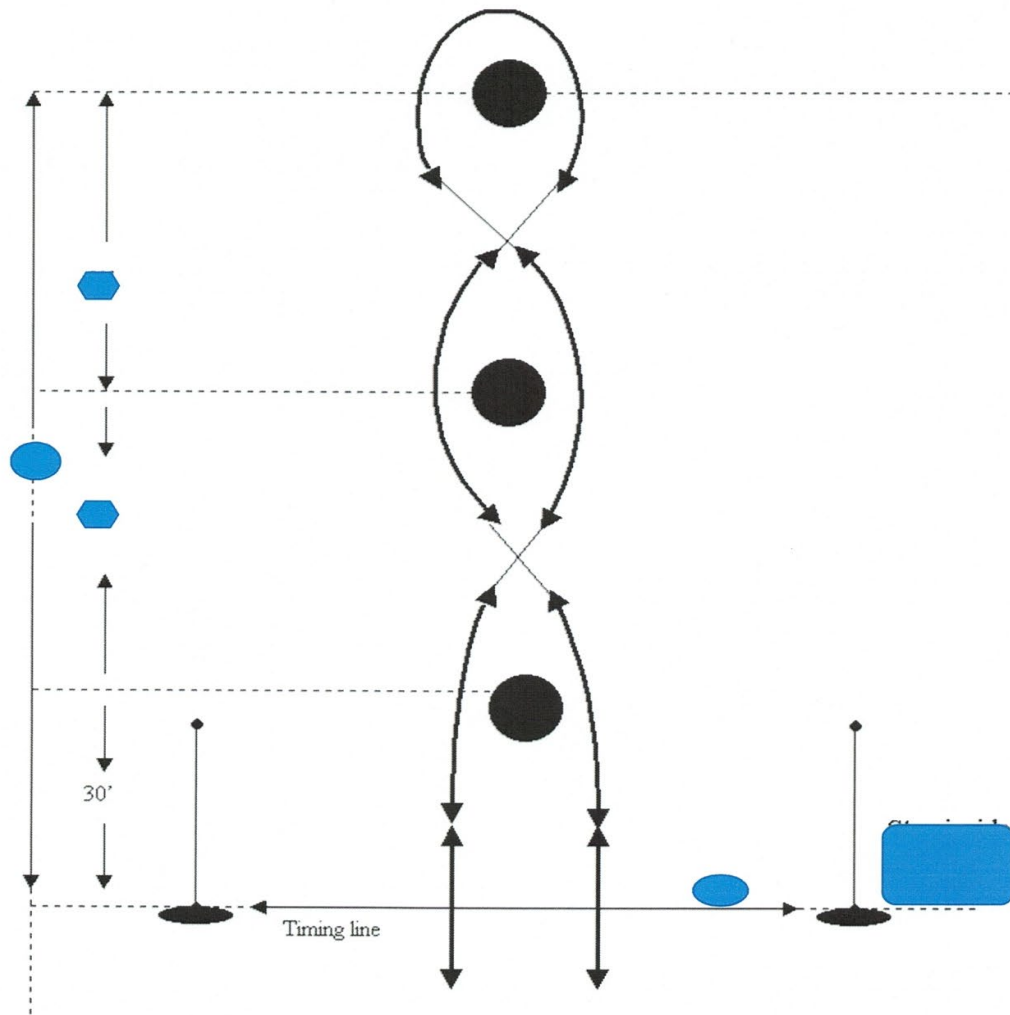
- 1 Open and close rope gate.
- 2 Jog through box.
- 3 Lope over pole.
- 4 Jog over poles.
- 5 Walk over bridge.
- 6 Turn, back up through L, and sidepass to the right
- 7 Jog through serpentine to FINISH

- Walk
- Jog
- Lope
- Backup
- ↻ ↻ ↻ Sidepass

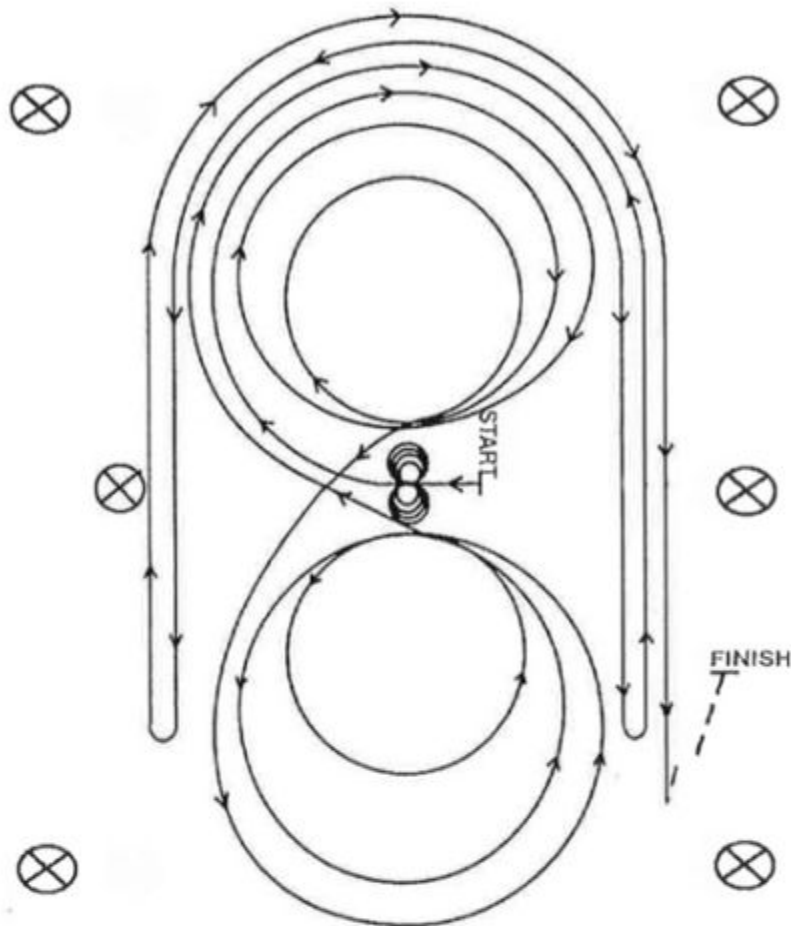
©Dawra

Texas Barrels

Course Pattern: Go through the timing poles, pass the first barrel on either side, pass the succeeding barrels on alternate sides, turn around the third barrel, and return in the same manner through the timing line.



REINING PATTERN 8



Horse must walk or stop prior to starting pattern.

Beginning at the center of the arena facing the left wall or fence.

1. Complete four spins to the left.
2. Complete four spins to the right. Hesitate.
3. Beginning on the right lead, complete three circles to the right: the first circle large and fast; the second circle small and slow; the third circle large and fast. Change leads at the center of the arena.
4. Complete three circles to the left: the first circle large and fast; the second circle small and slow; the third circle large and fast. Change leads at the center of the arena.
5. Begin a large fast circle to the right but do not close this circle. Run straight down the right side of the arena past the center marker and do a left rollback at least 20 feet (6 meters) from the wall or fence - no hesitation.
6. Continue back around the previous circle but do not close this circle. Run down the left side of the arena past the center marker and do a right rollback at least 20 feet (6 meters) from the wall or fence - no hesitation.
7. Continue back around the previous circle but do not close this circle. Run down the right side of the arena past the center marker and do a sliding stop at least 20 feet (6 meters) from the wall or fence. Back up at least 10 feet. Hesitate to demonstrate completion of the pattern.

Rider may drop bridle to the designated judge.