




Starting the National Shooting Sports Course

A guide to all things ZSuite

Login Page



NATIONAL SHOOTING SPORTS
LEARN BY DOING

Email
test@example.com

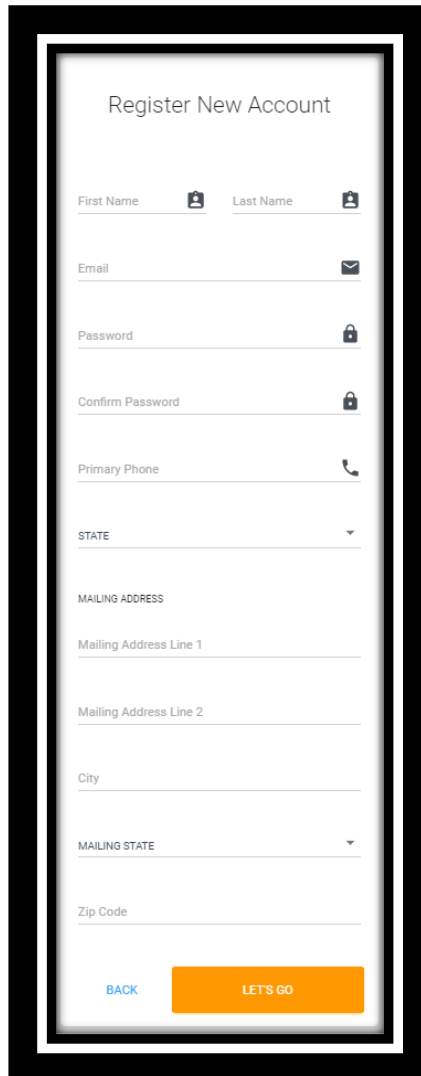
Password
....

LOGIN SIGN UP



[Forgot Password?](#) [Help](#)


- ▶ Go to 4-hshootingsportscollege.com.
- ▶ Choose “Sign Up” in the bottom right corner.


Sign Up Page





Register New Account


First Name  Last Name 

Email 

Password 

Confirm Password 

Primary Phone 


STATE 

MAILING ADDRESS

Mailing Address Line 1

Mailing Address Line 2

City

MAILING STATE 

Zip Code

[BACK](#) [LET'S GO](#)


- ▶ Fill in all the blanks.
- ▶ You are signing up for one account, so if multiple people in your family need to take this course, they will each need to create their own account

Homepage

The screenshot displays a user dashboard for Jacob Pakovich. On the left is a dark navigation sidebar with the 'National Shooting Sports' logo and the tagline 'Learn by Doing'. The sidebar contains a user profile for Jacob Pakovich and a menu with options: Dashboard (highlighted in orange), Clover Academy (indicated by a green arrow), Help, and Logout. The main dashboard area is titled 'Dashboard' and includes a user profile card for Jacob Pakovich (VIRGINIA, Accomack County, ACCOUNT ID Z18099), an 'Announcements' section with a '+ More' link, a 'Redeem Code' section with a 'Redeem State Code' form and a 'REDEEM' button (with a green arrow pointing to it), a 'To Do' section with an 'ADD' button, and a 'Shared Files' section listing three documents: 'National Test', 'Shooting Sports - Introduction', and 'Shooting Sports - Module 1 - What is 4-H?'. The footer contains the text 'rev72f1c' and '© 2019 ZSuite Stay Amazing! the ZSuite Team'.

- ▶ This is the home page. You can see announcement, shared files, and if you were given a code by your state, you can redeem it here.
- ▶ To start the course go to the “Clover Academy” tab on the left navigation bar.


Clover Academy Catalog



- ▶ This is the clover academy catalog. You will find the course you need to take here!
- ▶ To pay for the course, click on “Enroll”
- ▶ To redeem a course code you were given, click “Redeem Gift Card”

Paying with a Credit/Debit Card

National Shooting Sports Online Modules
Enrollment



Course Enrollment Fee:	\$20.00
Transaction Fee:	\$1.27
Total Due:	\$21.27


Payment Details

Card number MM / YY CVC

Cardholder Name

- ▶ This is what it looks like when you pay by credit/debit card.
- ▶ When you pay, you will be emailed a receipt of payment. If you do not see this receipt in your inbox, please make sure to check your spam/junk folder!

Starting Your Course



The screenshot shows a web interface for the National Shooting Sports Online Modules course. On the left, there is a sidebar with the title "National Shooting Sports Online Modules" and a list of modules: "Shooting Sports - Introduction", "Shooting Sports - Module 1", "Shooting Sports - Module 2", "Shooting Sports - Module 3", "Shooting Sports - Module 4", and "Shooting Sports - Conclusion". The main content area features the National Shooting Sports logo, which includes the text "NATIONAL SHOOTING SPORTS" and "LEARN BY DOING". Below the logo, the title "National Shooting Sports Online Modules" is displayed. A paragraph of text explains that this is the National Shooting Sports Primers Course for Volunteers, with assessments throughout each module. A green button labeled "START COURSE" is positioned below the text, with a green arrow pointing to it from the right.

- ▶ This is the page you will be taken to when you pay for your course. To start the course click “Start Course”.
- ▶ From there it will open the introduction. Watch each module to the end and answer and questions correctly to be able to move onto the next module.

Course Completion



- ▶ When you complete the course and go back to the “Clover Academy” tab this is what you will see. You can download your certificate again or resend the completion email.
- ▶ Your state admin will be notified of your completion as well!

Don't forget!



Remember to use our chat feature if you have any further questions.

