



# Virginia Cooperative Extension

Virginia Tech • Virginia State University



## 4-H'ERS!

### Who they are and how they participate in 4-H

Compiled By: Tonya T. Price, Ph.D.

Associate Professor and Extension Specialist, 4-H  
2016-2017 4-H Statistics












*Data collected from the 2016-2017 Virginia 4-H ES-237 Report*

- ✔ 47% of 4-H youth are from minority racial-ethnic groups
- ✔ 51% of all 4-H'ers are girls and 49% are boys
- ✔ 14,900 adults and teens volunteer to help 4-H'ers "Make the Best Better"
- ✔ 54% of all Virginia 4-H youth are enrolled in a Science, Engineering, and Technology Project
- ✔ 56% of all Virginia 4-H youth are enrolled in a Citizenship Project
- ✔ 32% of all Virginia 4-H youth are enrolled in a Healthy Living Project

#### Participation

#### Age \*

#### Geography

 45,487 youth were members of 4-H clubs (community, in-school, after-school, & military)	 37% of Virginia 4-H members are between the ages of 5 and 8	 4% of 4-H members live on farms
 101,112 youth were involved in 4-H through school enrichment programs	 40% are pre-teen ages 9 to 11	 62% live in towns and cities with populations of less than 50,000
 28,853 youth participated in 4-H special interest/short-term programs	 12% are early teens age 12 & 13	 34% live in suburbs or central cities with populations of over 50,000
 4-H summer overnight camping programs involved 13,319 youth	 10% are mid to upper teens age 14 to 19	

*\* Shoes that are not in school or special are not included in age breakdown.*